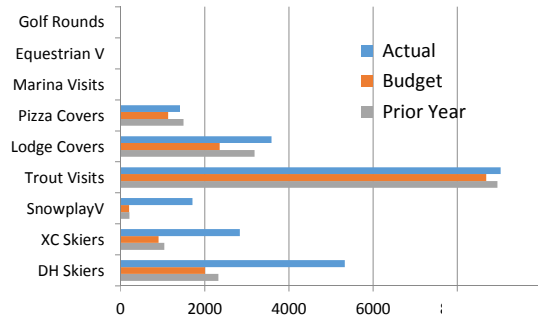
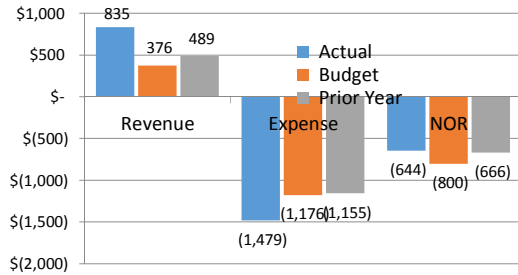




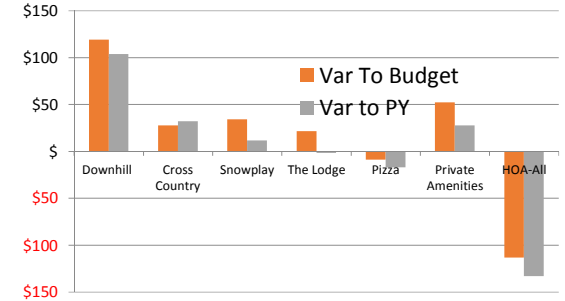
Month | Operating Volumes April 2017



Month | Operating Fund Results April 2017

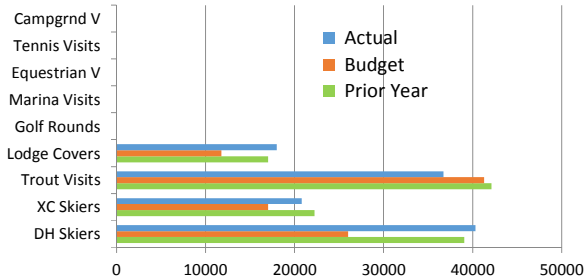


Month | Key NOR Variances April 2017

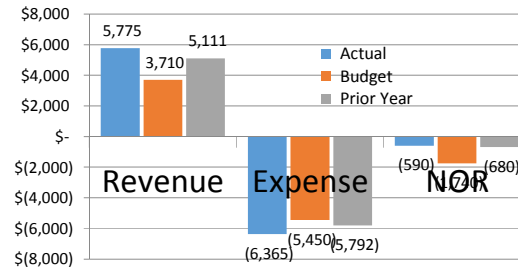


April Revenue: \$835,432      April NOR: -\$643,814  
 459,384/122% fav to Bdg and 346,361/71% fav to PY      156,186/20% fav to Bdg and 22,474/3% fav to PY

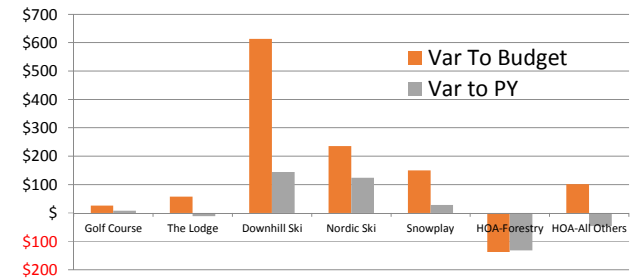
YTD | Volumes For the four months ending April 2017



YTD | Operating Fund Results For the four months ending April 2017

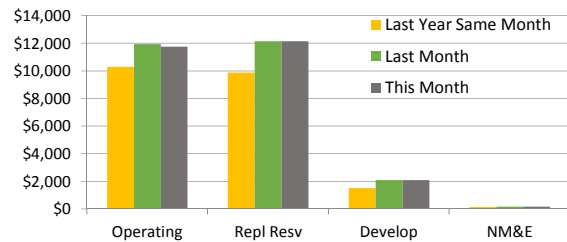


YTD | Key NOR Variances For the four months ending April 2017

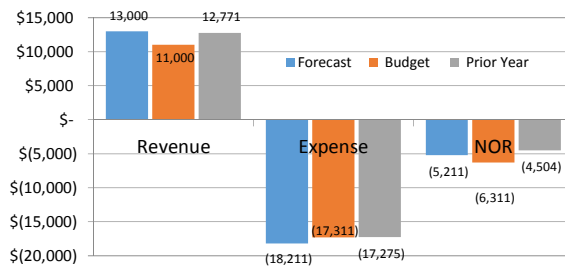


April YTD Revenue: \$5,774,537      April YTD NOR: -\$590,449  
 2,065,005/56% fav to Bdg and 663,301/13% fav to PY      1,149,551/66% fav to Bdg and 89,967/13% fav to PY

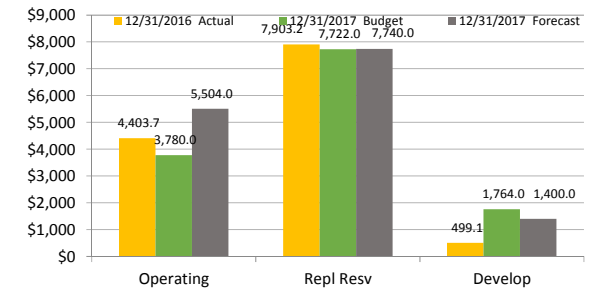
Cash & Investments Balances, as of month end:



FORECAST ANNUAL 2017 Operating Fund | as of this report date



Members Equity Balances as of Year End 12/31/xx



vs Budget: Revenue fav 2,000,000/18% | NOR fav 1,100,000/17%

2017 Budget Metrics	TDA Revenue Mix		per Owner	Annual Assessment (AA)		AA Capital Contributions			Operating Fund Revenue Mix			
	AA Revenue	12,299,000		53%	975	51%	6,311,000	Operating Fund	595	64%	3,852,000 (31%)	ReplResv
Operating Rev	11,000,000	47%	925	49%	5,988,000	Capital Funds	30	3%	194,000 (2%)	New Equip	11,000,000(64%)	Op Rev
Total Revenue	23,299,000	100%	1900	100%	12,299,000	Annual Assesm TL	300	32%	1,942,000 (16%)	DevelopFd	17,311,000(100%)	Total
\$23.3 Million Revenue Requirement / Budget			an increase from 2016 of \$0 or 0%			925	100%	5,988,000 (49%)	TL, Cap Fds			