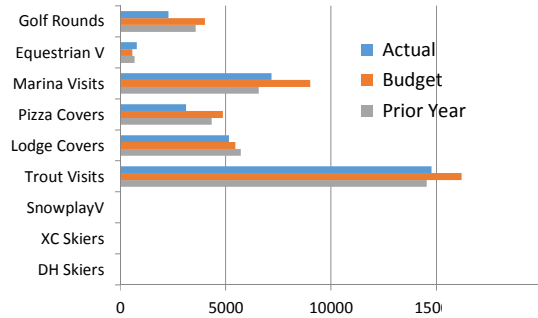
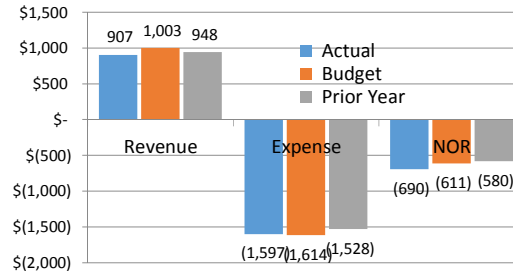




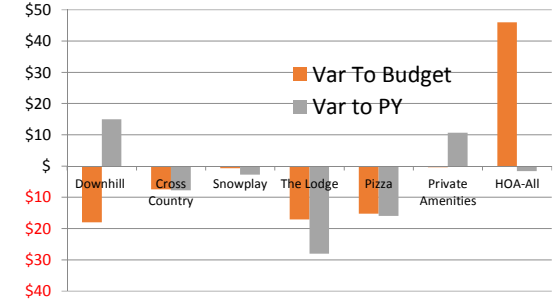
Month | Operating Volumes June 2017



Month | Operating Fund Results June 2017



Month | Key NOR Variances June 2017



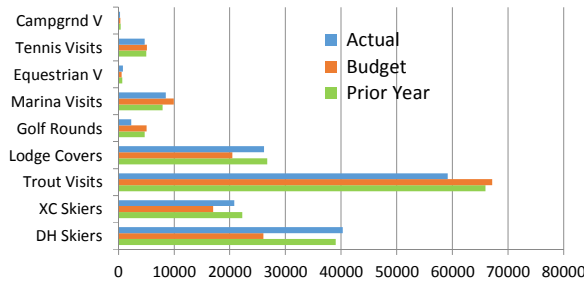
June Revenue: \$907,281

June NOR: -\$689,803

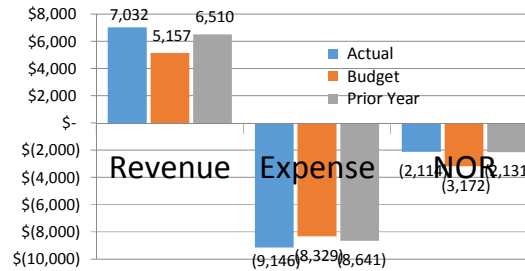
-95,962/-10% unfav to Bdg and -40,454/-4% unfav to PY

-78,803/-13% unfav to Bdg and -109,502/-19% unfav to PY

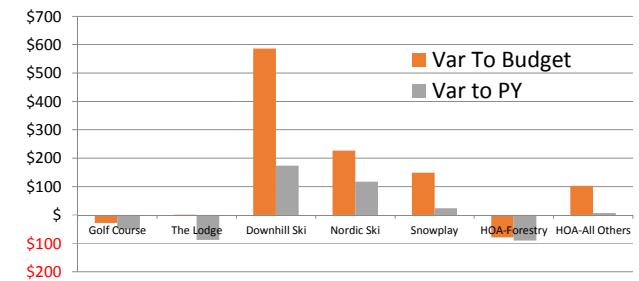
YTD | Volumes For the six months ending June 2017



YTD | Operating Fund Results For the six months ending June 2017



YTD | Key NOR Variances For the six months ending June 2017



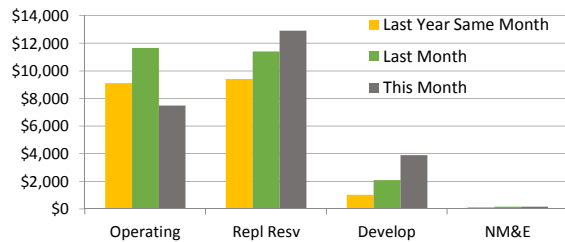
June YTD Revenue: \$7,031,618

June YTD NOR: -\$2,114,212

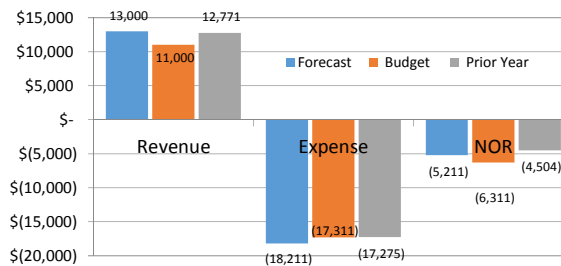
1,874,905/36% unfav to Bdg and 521,393/8% fav to PY

1,057,788/33% fav to Bdg and 16,921/1% fav to PY

Cash & Investments Balances, as of month end:

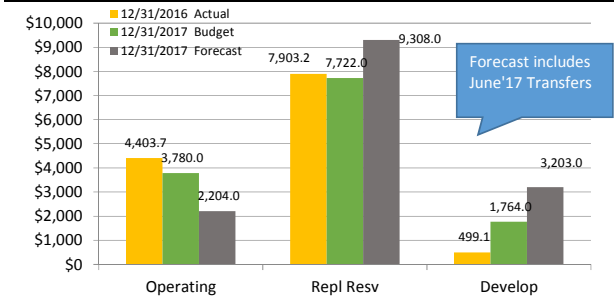


FORECAST ANNUAL 2017 Operating Fund | as of this report date



vs Budget: Revenue fav 2,000,000/18% | NOR fav 1,100,000/17%

Members Equity Balances as of Year End 12/31/xx



2017 Budget Metrics	TDA Revenue Mix		per Owner	Annual Assessment (AA)		AA Capital Contributions			Operating Fund Revenue Mix			
	AA Revenue	12,299,000		53%	975	51%	6,311,000	Operating Fund	595	64%	3,852,000 (31%)	ReplResv
Operating Rev	11,000,000	47%	925	49%	5,988,000	Capital Funds	30	3%	194,000 (2%)	New Equip	11,000,000(64%)	Op Rev
Total Revenue	23,299,000	100%	1900	100%	12,299,000	Annual Assesm TL	300	32%	1,942,000 (16%)	DevelopFd	17,311,000(100%)	Total
\$23.3 Million Revenue Requirement / Budget			an increase from 2016 of \$0 or 0%			925	100%	5,988,000 (49%)	TL, Cap Fds			