

Tahoe Donner Board of Directors' Dashboard



December 15, 2018

Process

Facts

Feelings

Creativity

Benefits

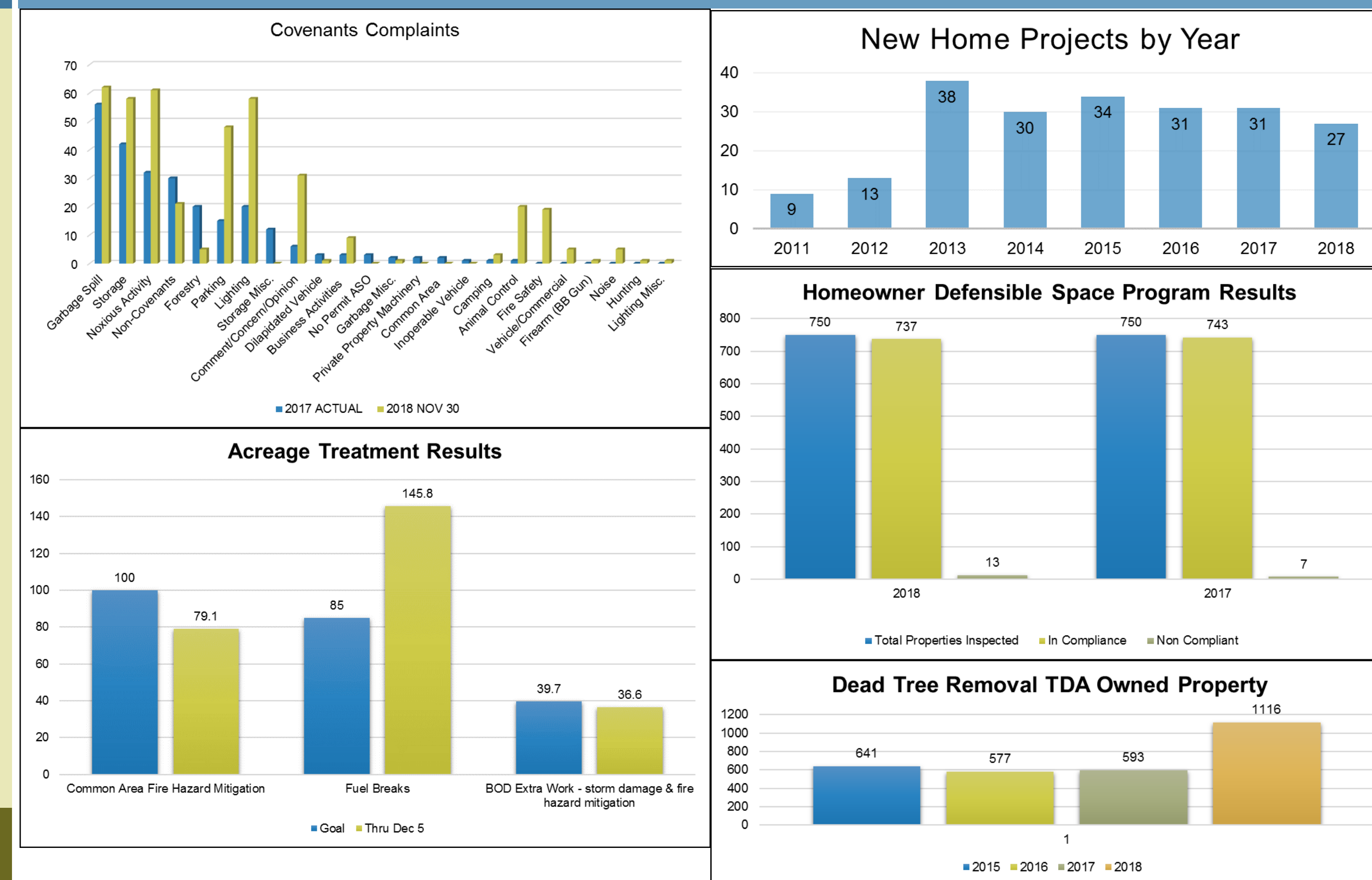
Cautions

Vision & Mission

VISION Tahoe Donner is a vibrant and desirable mountain community, providing attractive and well-maintained facilities, events, programs, and leading customer service to its members, guests, and public, all while maintaining accessible and healthy natural surroundings.

MISSION Tahoe Donner Association is a recreational-oriented mountain residential community, whose mutual benefit association of 6,500 owners provides for the standards, regular operation and long term maintenance of programs, facilities and open space. Through continuous improvement, customer service, and fiscal accountability, the association maintains leading standards of natural resource stewardship, facilities, programs and services to benefit the owners/members. Organizational effectiveness and innovation within the association is sustained by maintaining a highly professional board of directors, staff, and homeowner committee volunteers, while also engaging the local community in an effective and collaborative relationship.

Standards



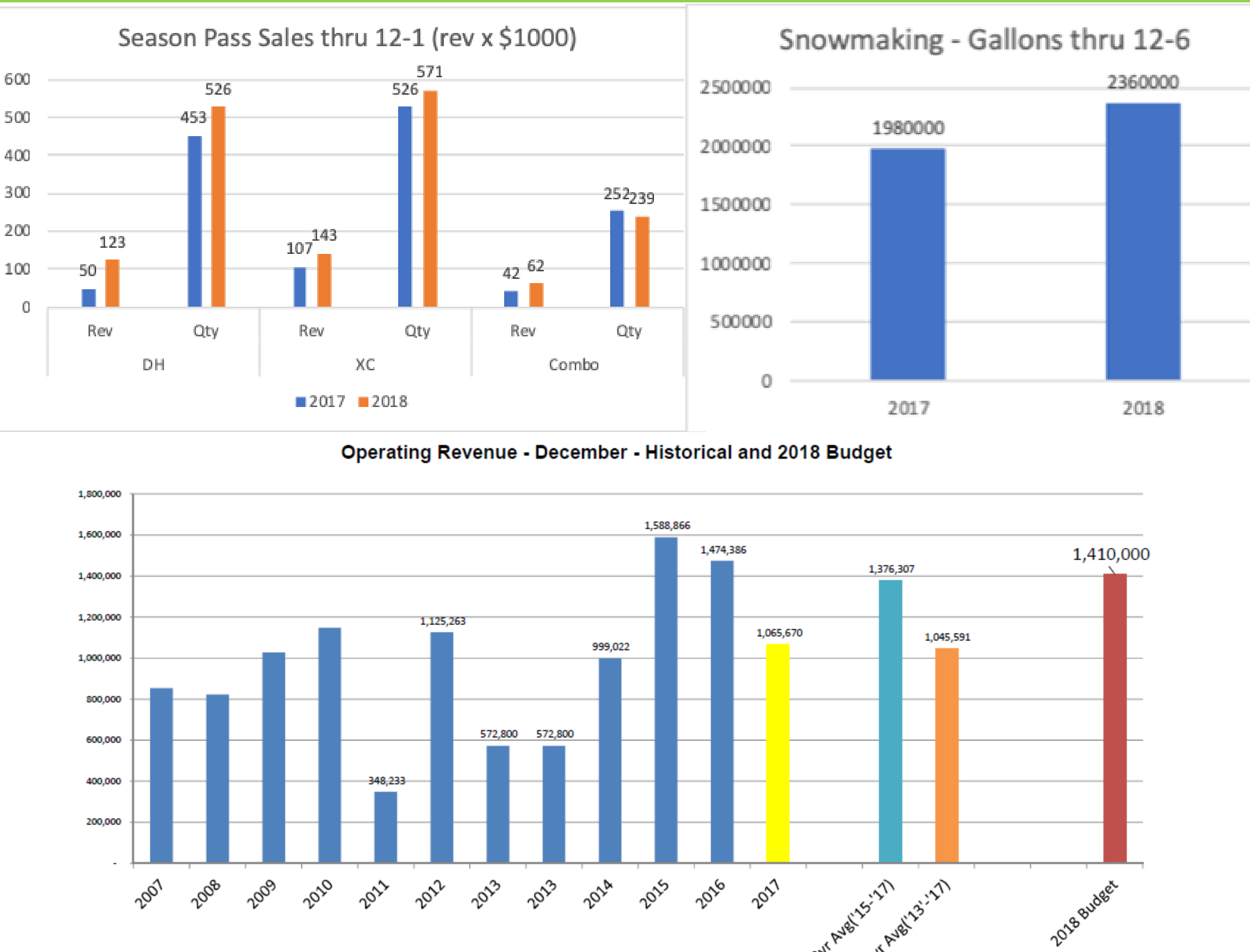
Emerging Topics

- Annual Member Survey 2019
- Election Committee | Member Engagement Committee Review of Management Membership Engagement Plan 2019
- 45-Day Notice – ASO/Covenants Rule Change
- Defensible Space Program Review
- Trout Creek Remodel Schedule
- TDA Employee Compensation Study
- Updated Board of Director Code of Conduct (TBD)
- Association Governing Document Update - Membership Vote (Fall 2019)
- Short Term Rental Registration Open – January 1, 2019
- TDA Winter Job Opportunities: <http://www.tahoedonner.com/careers/>

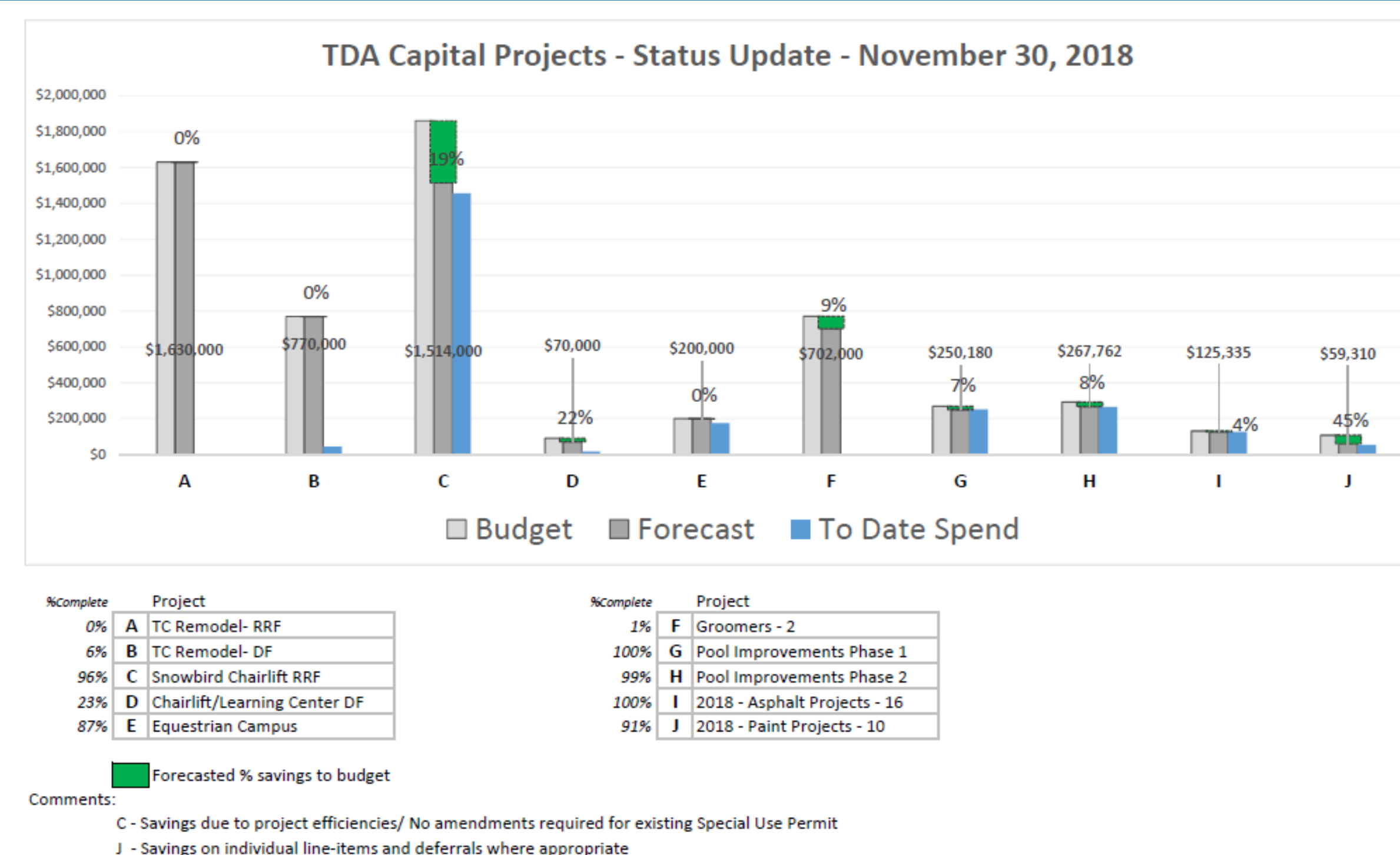
Potential 2019 Agenda Items

- TDA Updated Strategic Plan & Goals
- Tahoe Donner Power / Cable Undergrounding
- Tahoe Donner Association Member Fiber Optic Options
- Amenity Backup Generators
- Tahoe Donner Architectural Standard: Driveway Standards
- Beach Club Marina – Compatible Activity Review for Safety
- Board Director Liaison Roles Defined
- Tahoe Donner Public v. Private Amenity Status

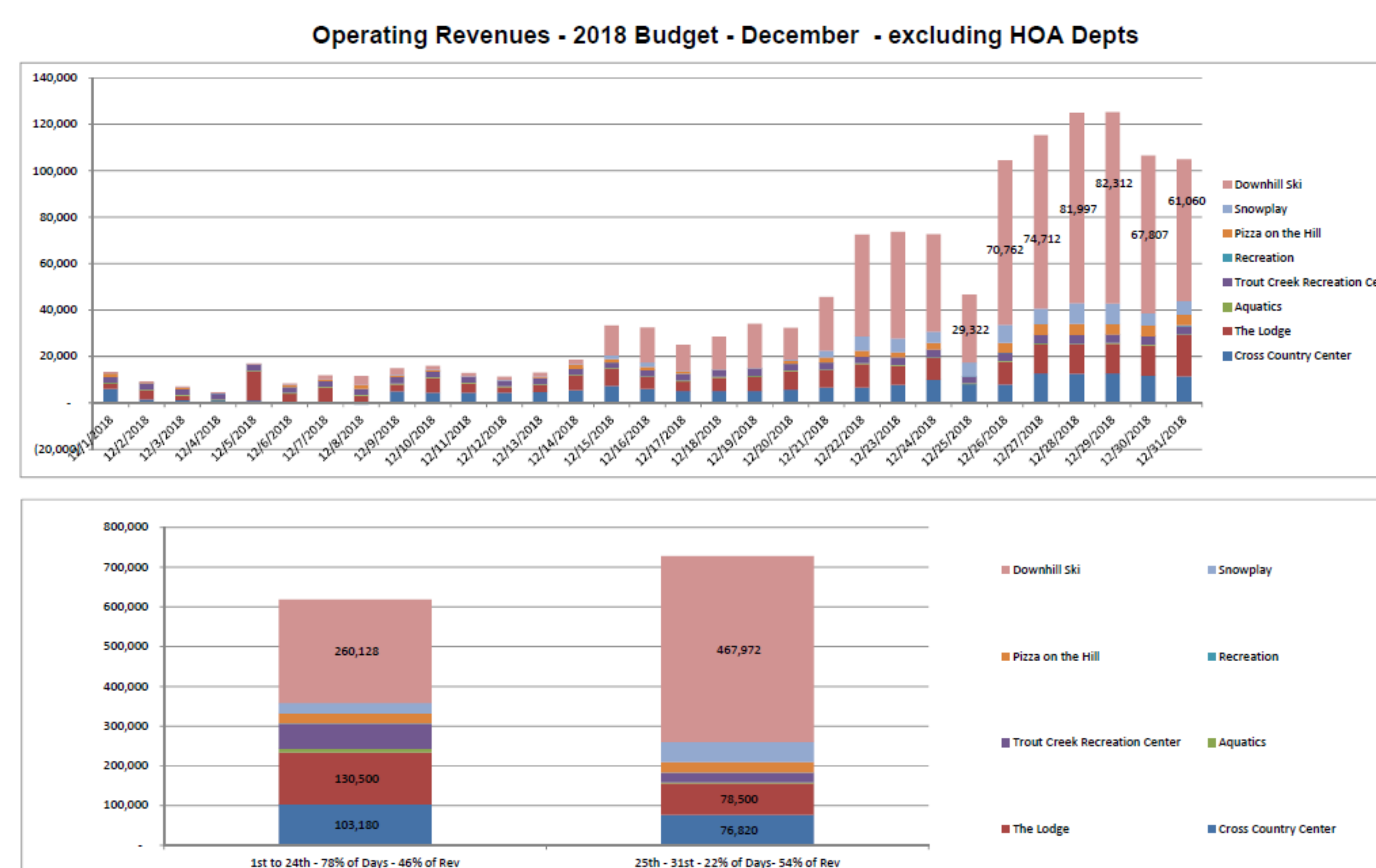
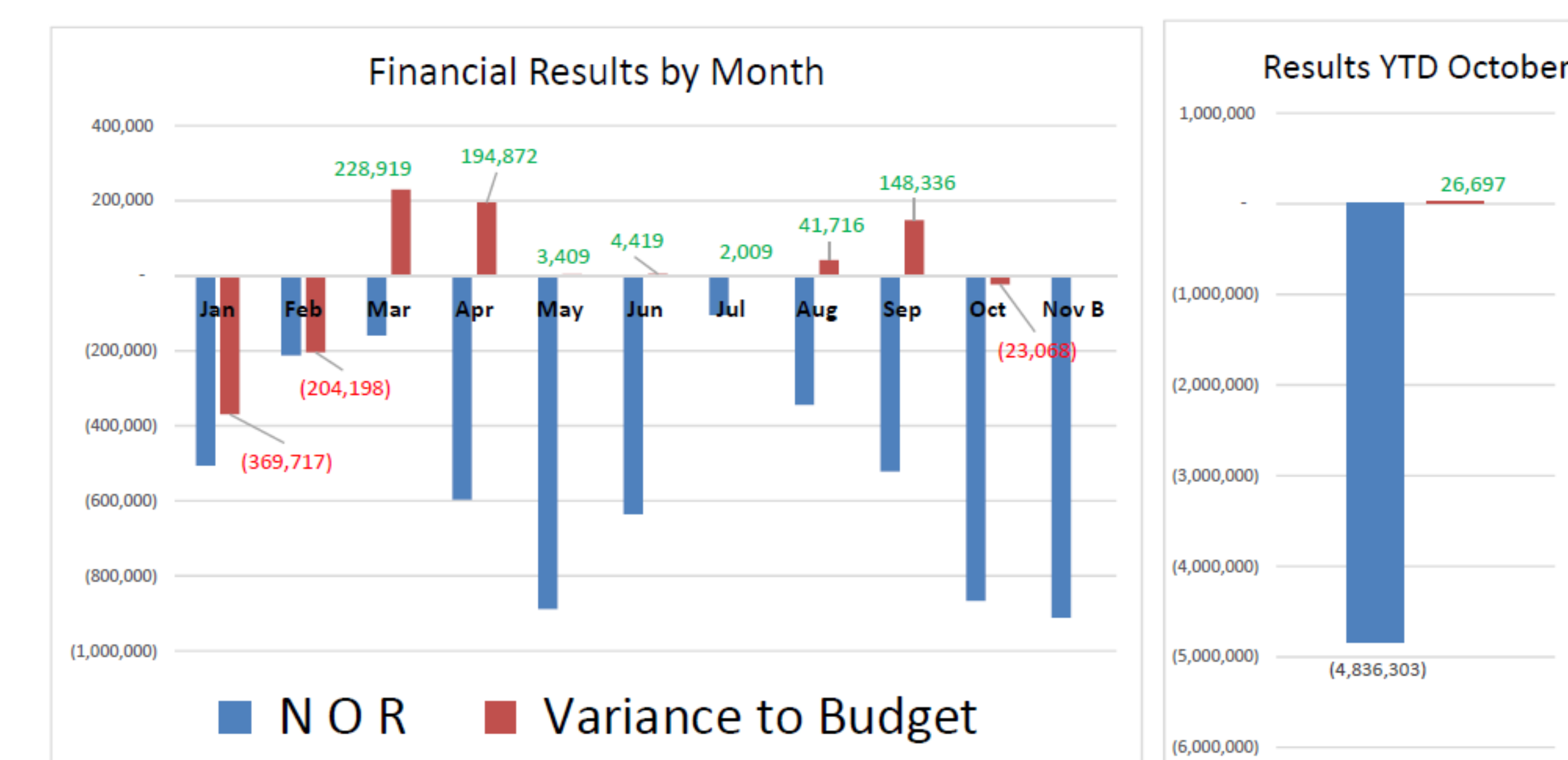
Operations



Capital Projects



October NOR & December 2018B

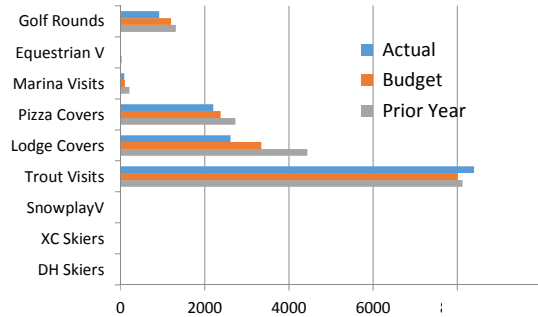


Special Districts | Community

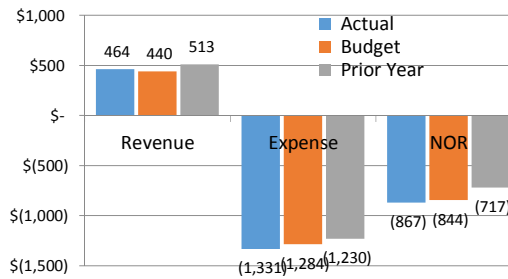
- Public Agency
 - California – Minimum Wage Increase 2018 & New Legislation AB2912
 - Nevada County – TDA Property Tax Audit 2014-2017
 - Town of Truckee
 - Table Top Exercise: Emergency Evacuation
 - General Plan Update
 - Donner Pass Road Improvements / Roundabout
 - Truckee Donner Public Utility District
 - New fire-safety regulations, adopted by the California Public Utilities Commission (CPUC)
 - Truckee Fire Protection District – Controlled burns in area
- Local Community
 - Tahoe Truckee Community Foundation – Mountain Housing Council – STR White Paper
 - Truckee Donner Chamber of Commerce – Business Speaks Initiative underway: Regional Season Job Sharing Initiative Survey (TDA Participating)



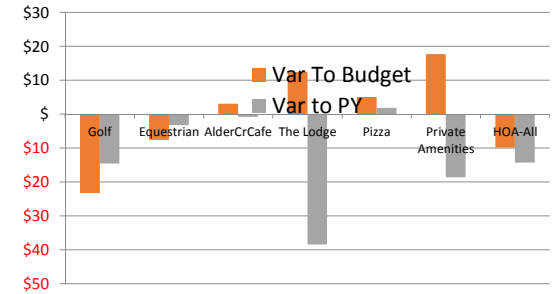
Month | Operating Volumes October 2018



Month | Operating Fund Results October 2018



Month | Key NOR Variances October 2018



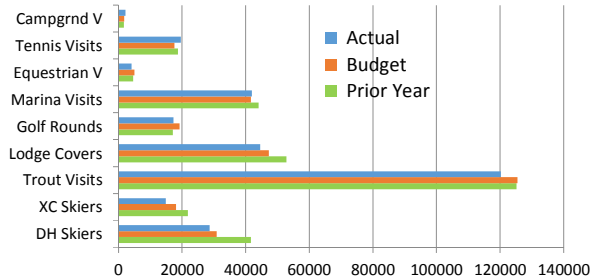
October Revenue: \$463,746

23,746/5% fav to Bdg and -49,306/-10% unfav to PY

October NOR: -\$867,068

-23,067/-3% unfav to Bdg and -149,967/-21% unfav to PY

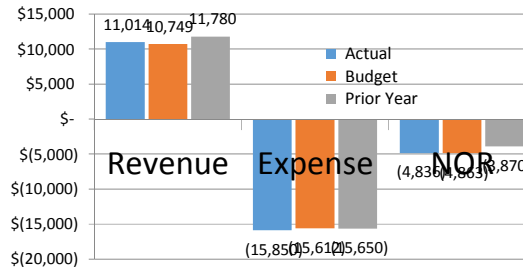
YTD | Volumes For the ten months ending October 2018



October YTD Revenue: \$11,014,029

265,029/2% fav to Bdg and -766,309/-7% unfav to PY

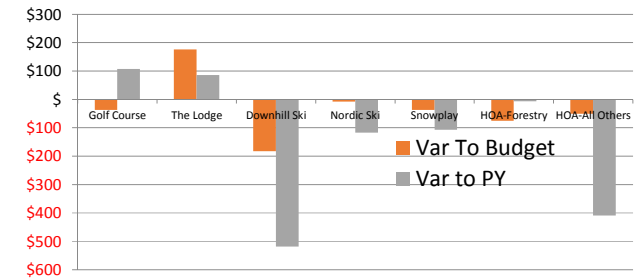
YTD | Operating Fund Results For the ten months ending October 2018



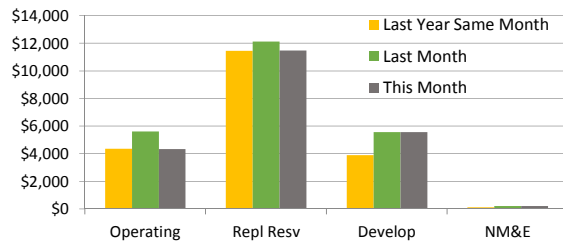
October YTD NOR: -\$4,836,303

26,697/1% fav to Bdg and -966,251/-25% unfav to PY

YTD | Key NOR Variances For the ten months ending October 2018

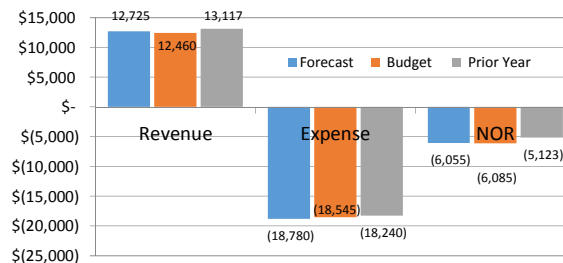


Cash & Investments Balances, as of month end:



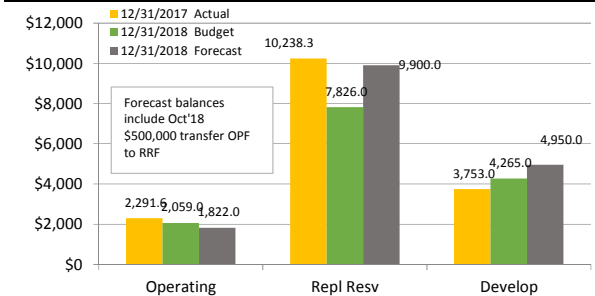
FORECAST ANNUAL 2018

Operating Fund | as of this report date



vs Budget: Revenue Fav 265,000/2% | NOR Fav 30,000/0%

Members Equity Balances as of Year End 12/31/xx



2018 Budget Metrics	TDA Revenue Mix		per Owner	Annual Assessment (AA)		AA Capital Contributions			Operating Fund Revenue Mix	
	Revenue	Percentage		Revenue	Percentage	Revenue	Percentage	Revenue	Percentage	
AA Revenue	12,299,000	50%	940	49%	6,085,000	65%	4,013,000 (33%)	ReplResv	6,085,000(33%)	
Operating Rev	12,460,000	50%	960	51%	6,214,000	3%	194,000 (2%)	New Equip	12,460,000(67%)	
Total Revenue	24,759,000	100%	1900	100%	12,299,000	31%	2,007,000 (16%)	DevelopFd	18,545,000(100%)	
\$23.3 Million Revenue Requirement / Budget			an increase from 2016 of \$0 or 0% same as 2015 in total as well			960	100%	6,214,000 (51%)	TL, Cap Fds	