

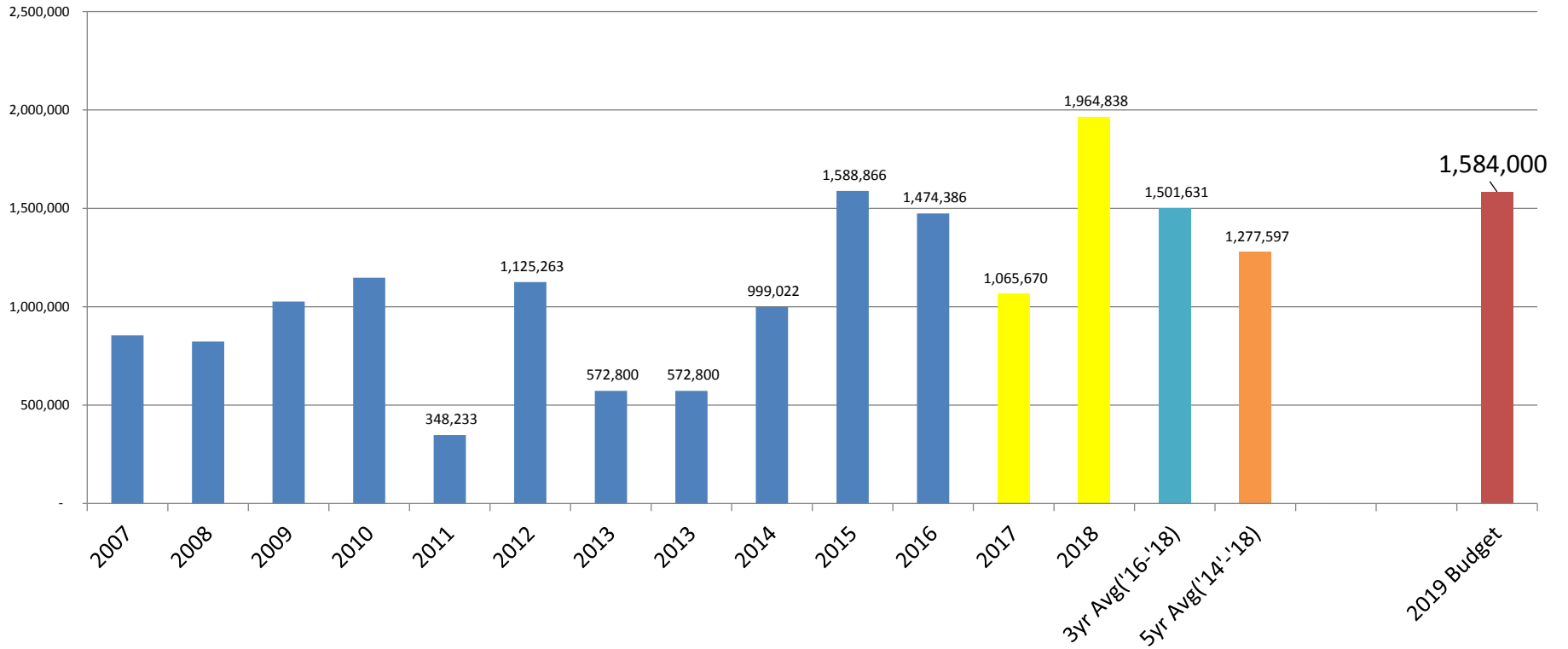
With an early in the month Board meeting date, with Board documents due by 12/7, the month of November close is in early stages.

November: Current flash and other preliminary information indicates November will be at or near Budget NOR results.

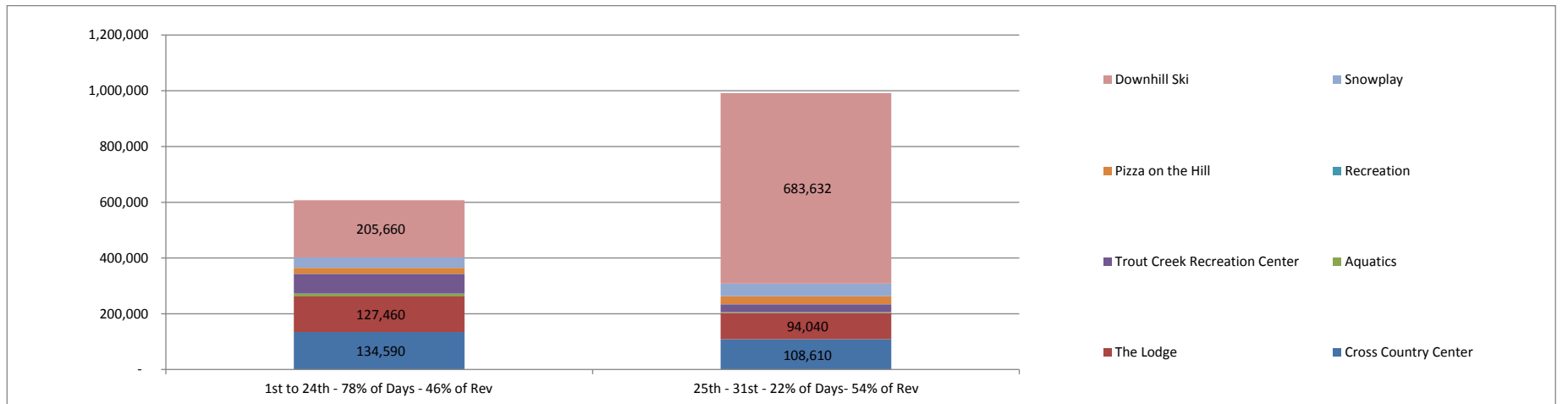
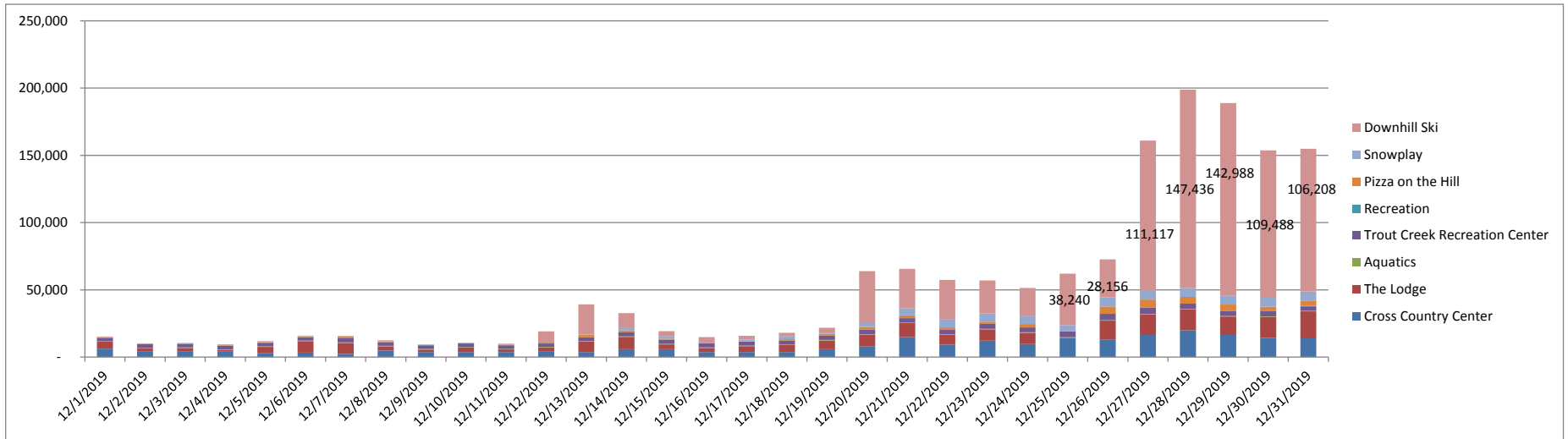
December: all indicators reading GREEN for on Budget+ results at this time, prior to any non-recurring items.

See next 3 pages for additional information on the financially significant month of December.

Operating Revenue - December - Historical and 2019 Budget

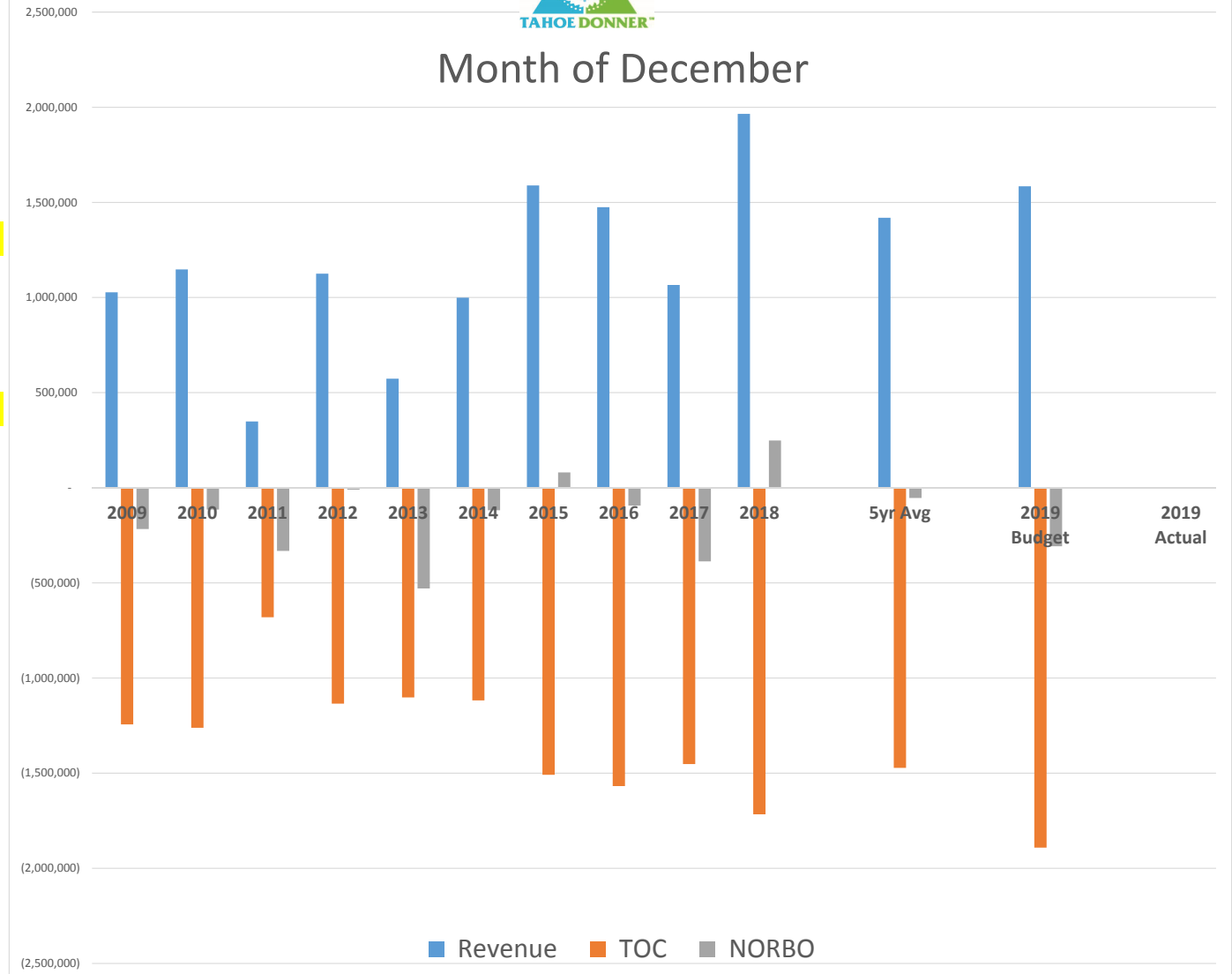


Operating Revenues - 2019 Budget - December - excluding HOA Depts





Month of December



	Revenue	TOC	NORBO
2009	1,026,681	(1,243,862)	(217,182)
2010	1,147,464	(1,262,000)	(114,536)
2011	348,233	(680,562)	(332,328)
2012	1,125,263	(1,135,119)	(9,856)
2013	572,800	(1,102,539)	(529,739)
2014	999,022	(1,117,700)	(118,677)
2015	1,588,866	(1,508,792)	80,074
2016	1,474,386	(1,568,154)	(93,768)
2017	1,065,670	(1,452,600)	(386,931)
2018	1,964,838	(1,716,691)	248,147
5yr Avg	1,418,556	(1,472,788)	(54,231)
2019 Budget	1,584,000	(1,892,000)	(308,000)
2019 Actual	-	-	-
Var to Bdg	(1,584,000) -100%	1,892,000 100%	308,000 100%
Var to PY	(1,964,838) -100%	1,716,691 100%	(248,147) 100%

Variance FlowThru
vs Bdg -19%
vs PY 13%

PY Records
New Record(s) if applicable