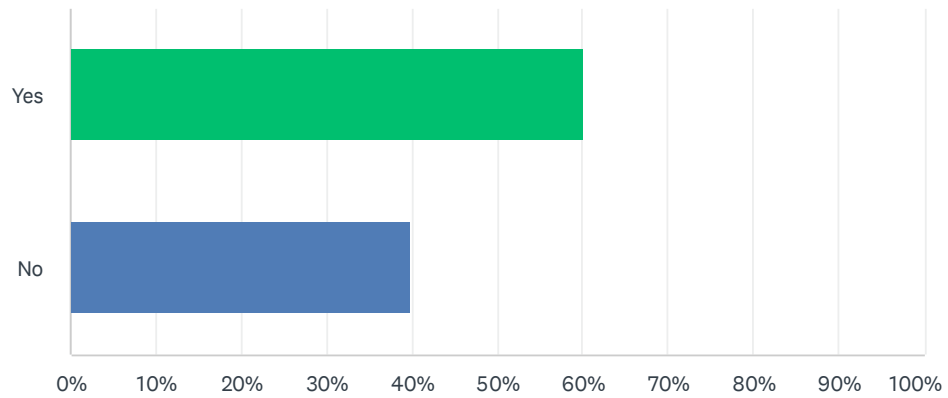


Q1 Was this the first time you attended the Fall Festival?

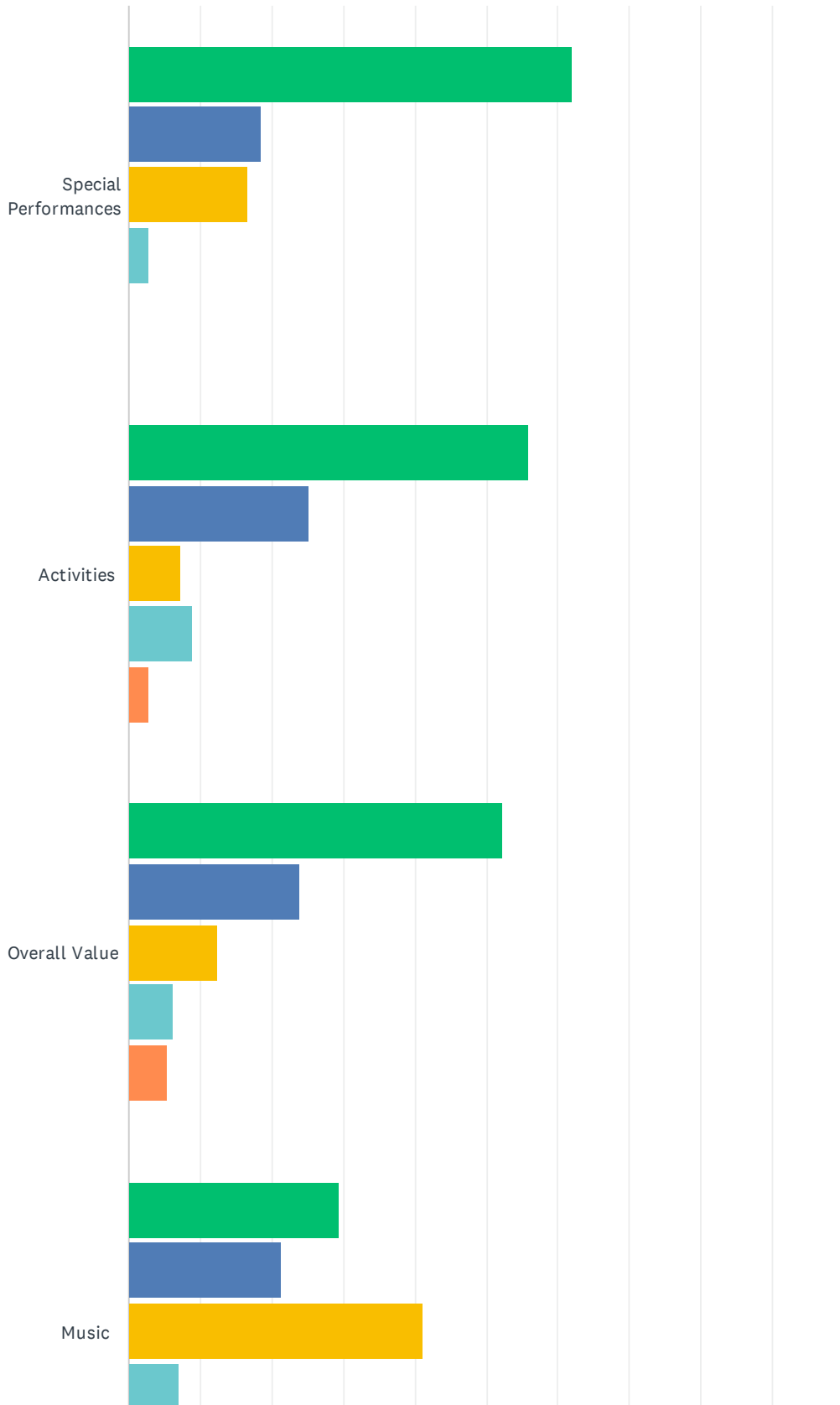
Answered: 113 Skipped: 0



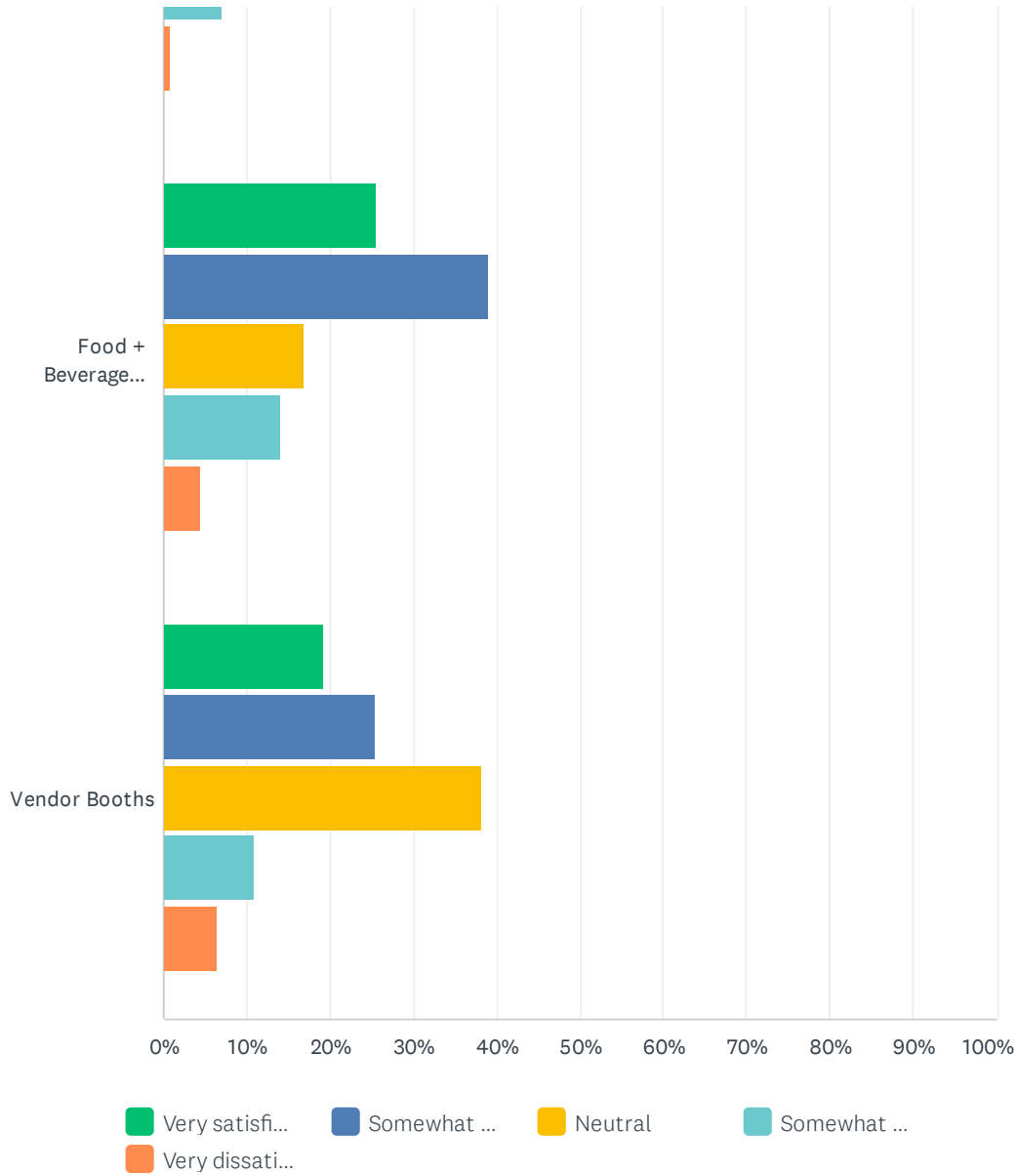
ANSWER CHOICES	RESPONSES	
Yes	60.18%	68
No	39.82%	45
TOTAL		113

Q2 Please rate the following aspects of the 2022 Fall Festival:

Answered: 113 Skipped: 0



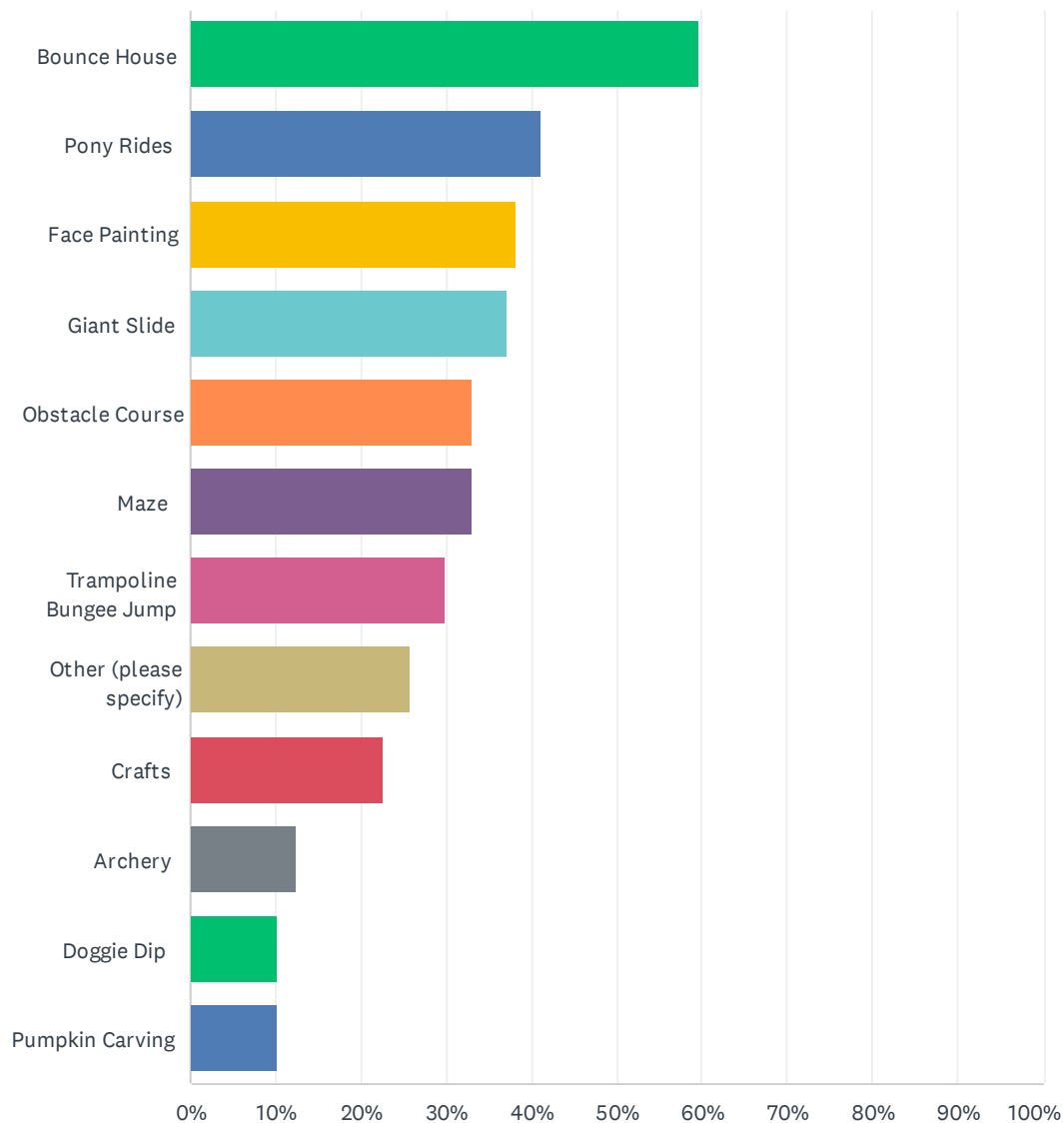
2022 Tahoe Donner Fall Festival Survey



	VERY SATISFIED	SOMEWHAT SATISFIED	NEUTRAL	SOMEWHAT DISSATISFIED	VERY DISSATISFIED	TOTAL	WEIGHTED AVERAGE
Special Performances	62.04% 67	18.52% 20	16.67% 18	2.78% 3	0.00% 0	108	1.60
Activities	55.86% 62	25.23% 28	7.21% 8	9.01% 10	2.70% 3	111	1.77
Overall Value	52.21% 59	23.89% 27	12.39% 14	6.19% 7	5.31% 6	113	1.88
Music	29.46% 33	21.43% 24	41.07% 46	7.14% 8	0.89% 1	112	2.29
Food + Beverage Options	25.66% 29	38.94% 44	16.81% 19	14.16% 16	4.42% 5	113	2.33
Vendor Booths	19.09% 21	25.45% 28	38.18% 42	10.91% 12	6.36% 7	110	2.60

Q3 If you accompanied a child, and they participated in children's activities, what were their favorite activities?

Answered: 97 Skipped: 16

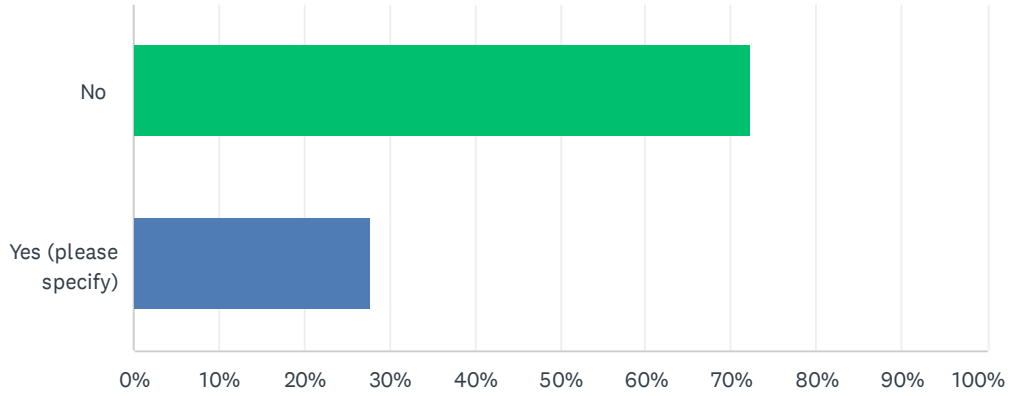


2022 Tahoe Donner Fall Festival Survey

ANSWER CHOICES	RESPONSES	
Bounce House	59.79%	58
Pony Rides	41.24%	40
Face Painting	38.14%	37
Giant Slide	37.11%	36
Obstacle Course	32.99%	32
Maze	32.99%	32
Trampoline Bungee Jump	29.90%	29
Other (please specify)	25.77%	25
Crafts	22.68%	22
Archery	12.37%	12
Doggie Dip	10.31%	10
Pumpkin Carving	10.31%	10
Total Respondents: 97		

Q4 Did you make a purchase from one or more of the vendor booths? If so, what did you purchase?

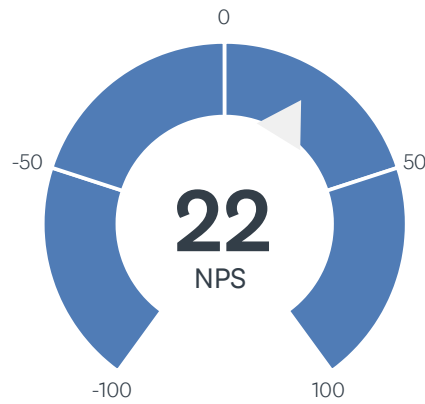
Answered: 112 Skipped: 1



ANSWER CHOICES	RESPONSES	
No	72.32%	81
Yes (please specify)	27.68%	31
TOTAL		112

Q5 How likely is it that you would recommend the Fall Festival to a friend or colleague?

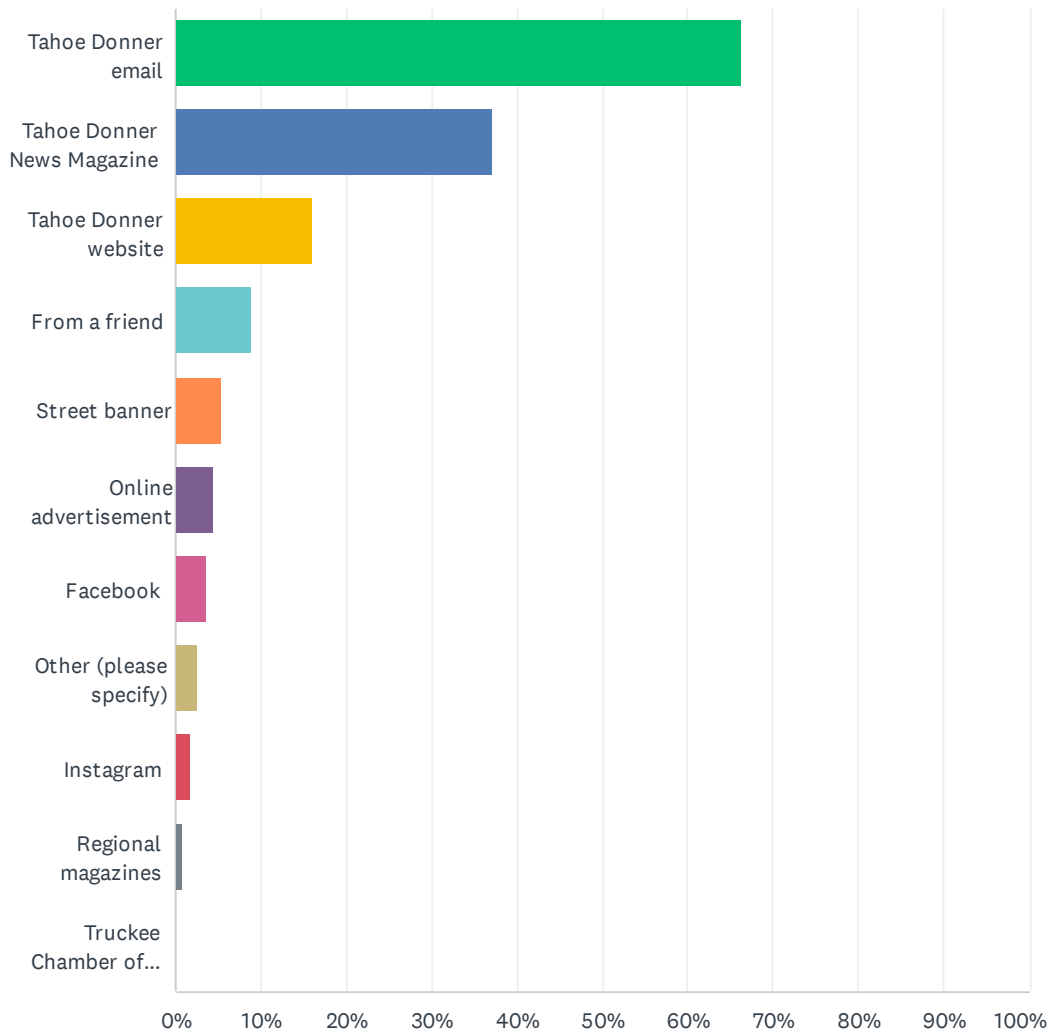
Answered: 113 Skipped: 0



DETRACTORS (0-6)	PASSIVES (7-8)	PROMOTERS (9-10)	NET PROMOTER® SCORE
21% 24	35% 40	43% 49	22

Q6 How did you hear about the Fall Festival? (check all that apply)

Answered: 113 Skipped: 0

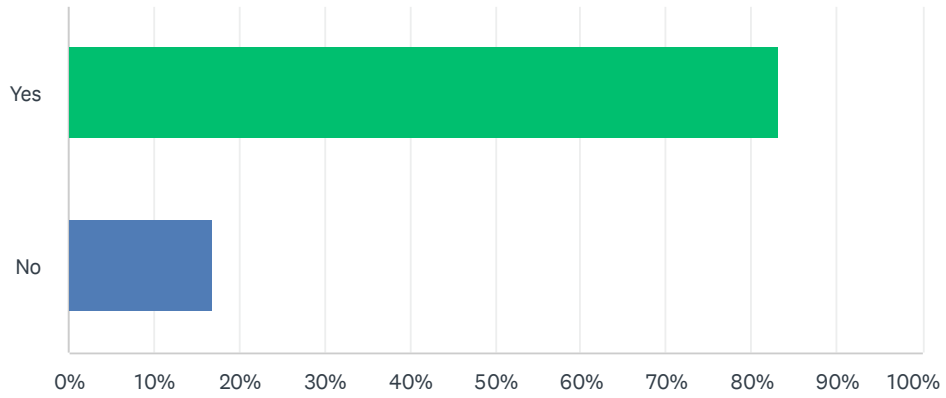


2022 Tahoe Donner Fall Festival Survey

ANSWER CHOICES	RESPONSES	
Tahoe Donner email	66.37%	75
Tahoe Donner News Magazine	37.17%	42
Tahoe Donner website	15.93%	18
From a friend	8.85%	10
Street banner	5.31%	6
Online advertisement	4.42%	5
Facebook	3.54%	4
Other (please specify)	2.65%	3
Instagram	1.77%	2
Regional magazines	0.88%	1
Truckee Chamber of Commerce	0.00%	0
Total Respondents: 113		

Q7 Would you attend next year's Fall Festival?

Answered: 113 Skipped: 0



ANSWER CHOICES	RESPONSES	
Yes	83.19%	94
No	16.81%	19
TOTAL		113

Q8 Is there anything else you'd like to share about the Fall Festival? How do you think it can be improved?

Answered: 79 Skipped: 34