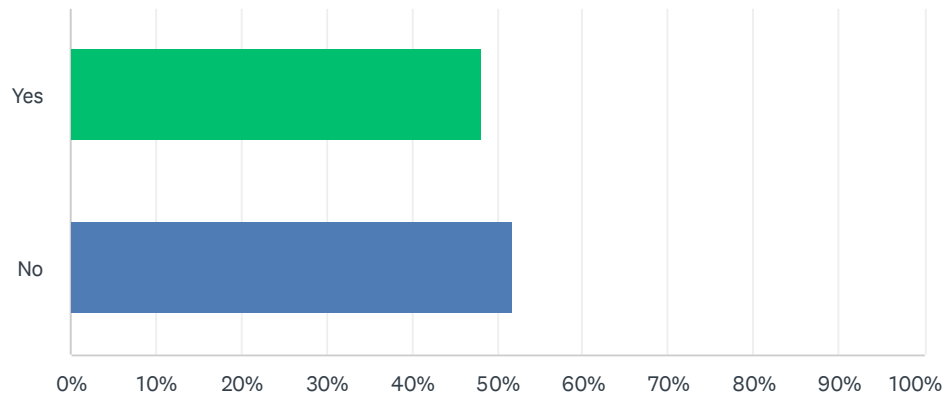


# Q1 Was this the first time you attended the Fall Festival?

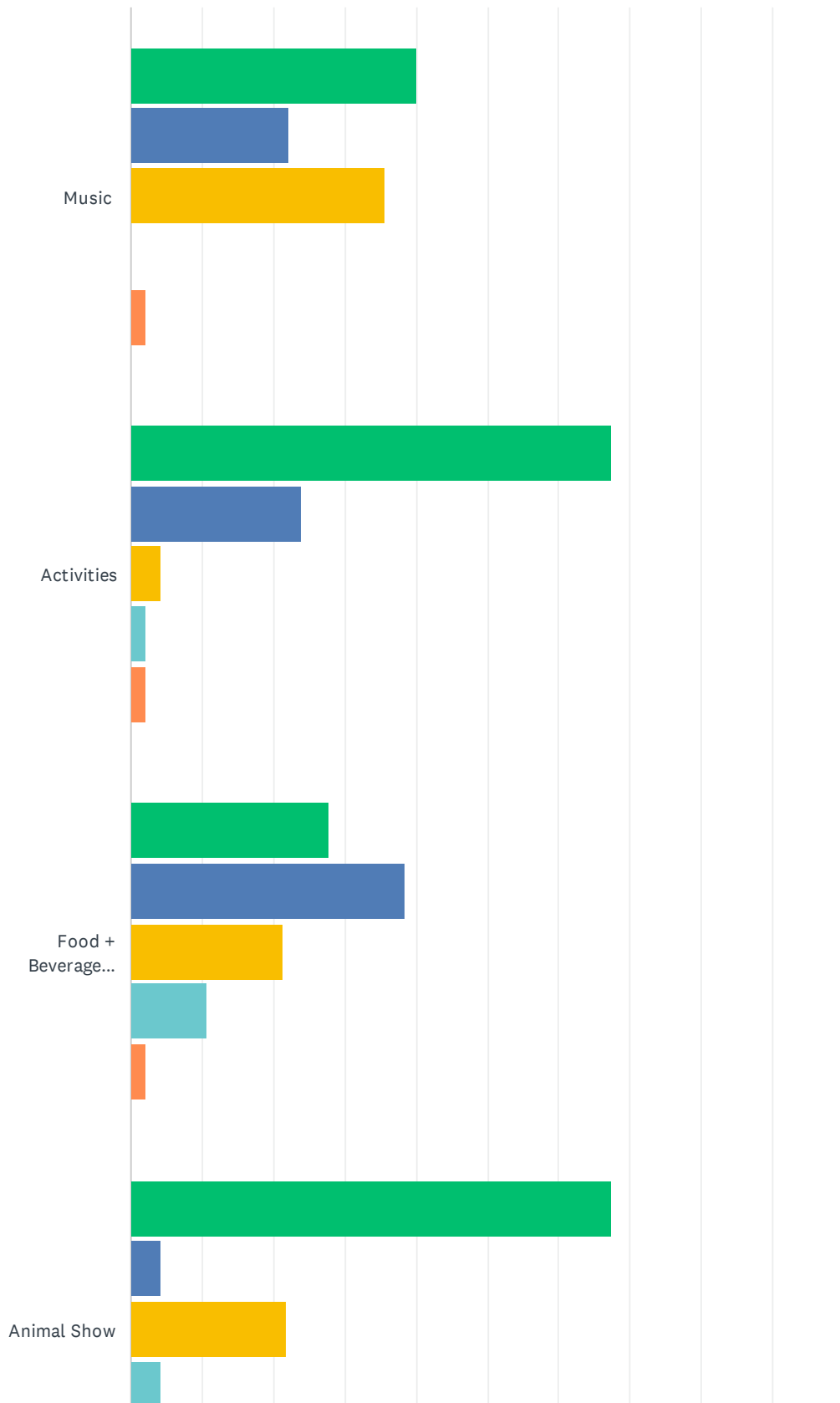
Answered: 56 Skipped: 0



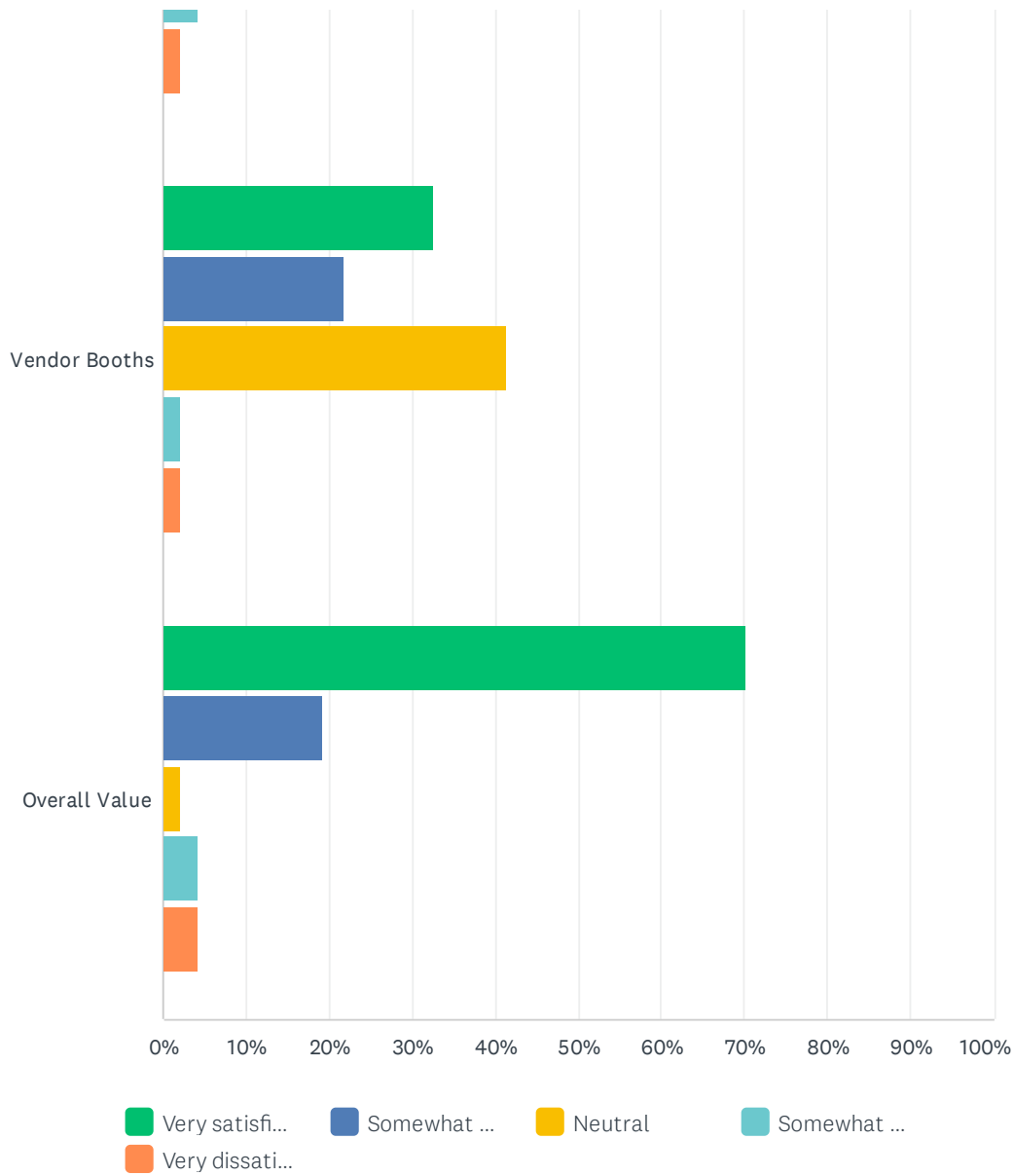
ANSWER CHOICES	RESPONSES	
Yes	48.21%	27
No	51.79%	29
TOTAL		56

## Q2 Please rate the following aspects of the 2023 Fall Festival:

Answered: 47 Skipped: 9



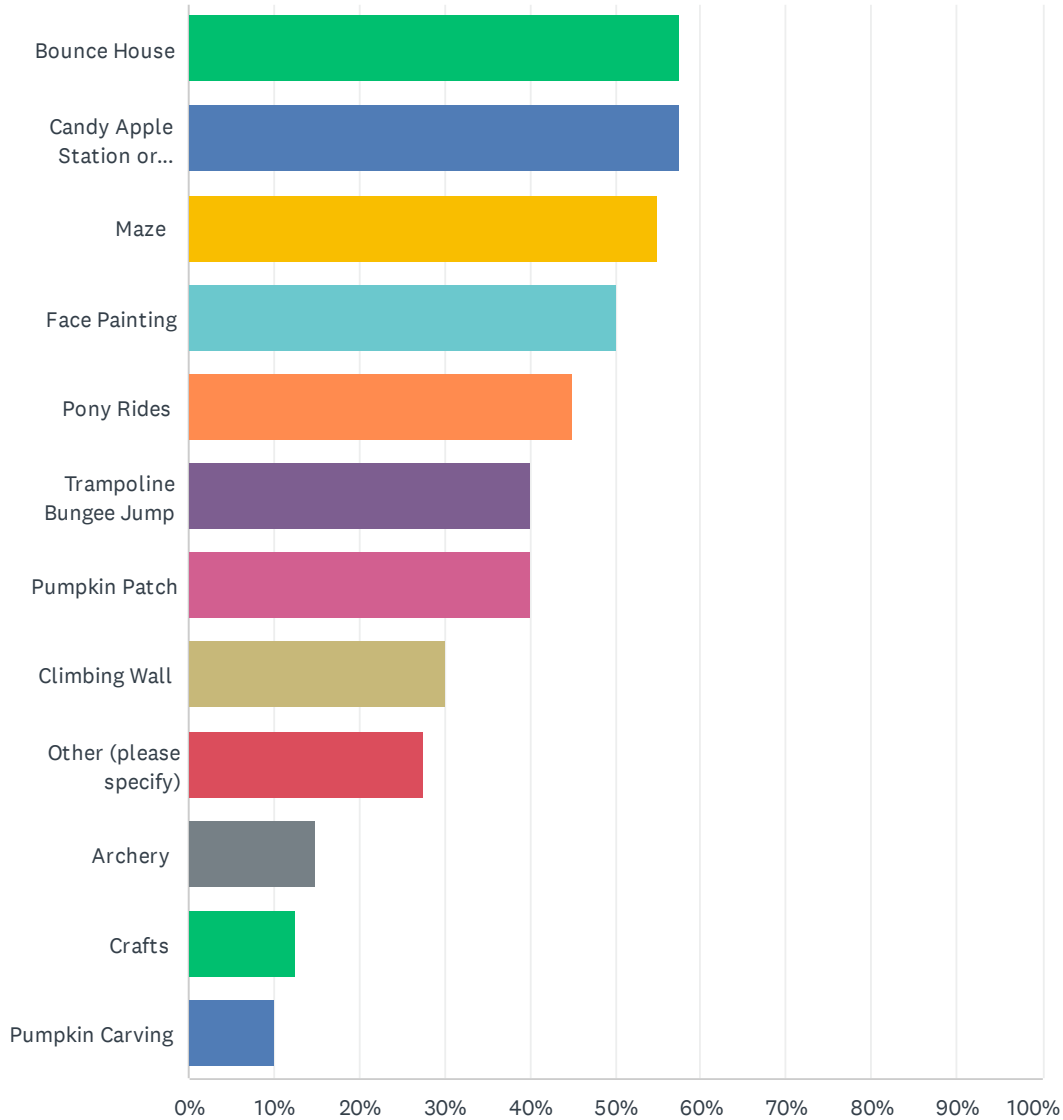
## 2023 Tahoe Donner Fall Festival Survey



	VERY SATISFIED	SOMEWHAT SATISFIED	NEUTRAL	SOMEWHAT DISSATISFIED	VERY DISSATISFIED	TOTAL	WEIGHTED AVERAGE
Music	40.00% 18	22.22% 10	35.56% 16	0.00% 0	2.22% 1	45	2.02
Activities	67.39% 31	23.91% 11	4.35% 2	2.17% 1	2.17% 1	46	1.48
Food + Beverage Options	27.66% 13	38.30% 18	21.28% 10	10.64% 5	2.13% 1	47	2.21
Animal Show	67.39% 31	4.35% 2	21.74% 10	4.35% 2	2.17% 1	46	1.70
Vendor Booths	32.61% 15	21.74% 10	41.30% 19	2.17% 1	2.17% 1	46	2.20
Overall Value	70.21% 33	19.15% 9	2.13% 1	4.26% 2	4.26% 2	47	1.53

### Q3 If you accompanied a child, and they participated in children's activities, what were their favorite activities? Select all that apply.

Answered: 40 Skipped: 16

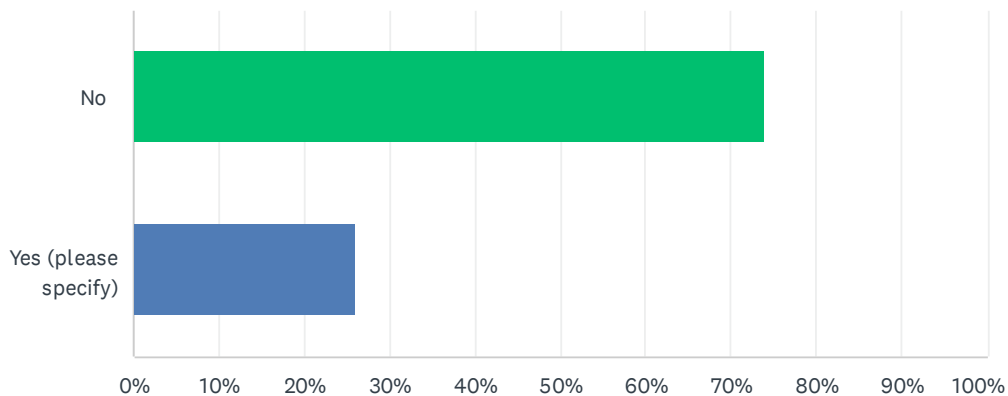


## 2023 Tahoe Donner Fall Festival Survey

ANSWER CHOICES	RESPONSES	
Bounce House	57.50%	23
Candy Apple Station or Cotton Candy	57.50%	23
Maze	55.00%	22
Face Painting	50.00%	20
Pony Rides	45.00%	18
Trampoline Bungee Jump	40.00%	16
Pumpkin Patch	40.00%	16
Climbing Wall	30.00%	12
Other (please specify)	27.50%	11
Archery	15.00%	6
Crafts	12.50%	5
Pumpkin Carving	10.00%	4
Total Respondents: 40		

### Q4 Did you make a purchase from one or more of the vendor booths? If so, what did you purchase?

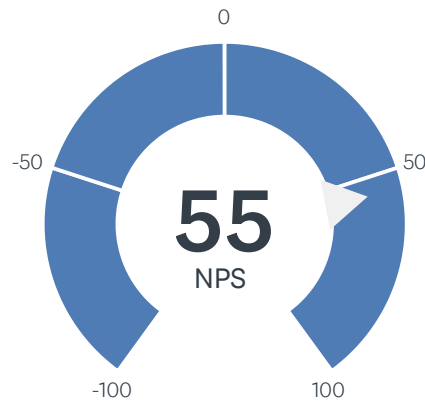
Answered: 46 Skipped: 10



ANSWER CHOICES	RESPONSES	
No	73.91%	34
Yes (please specify)	26.09%	12
TOTAL		46

## Q5 How likely is it that you would recommend the Fall Festival to a friend or colleague?

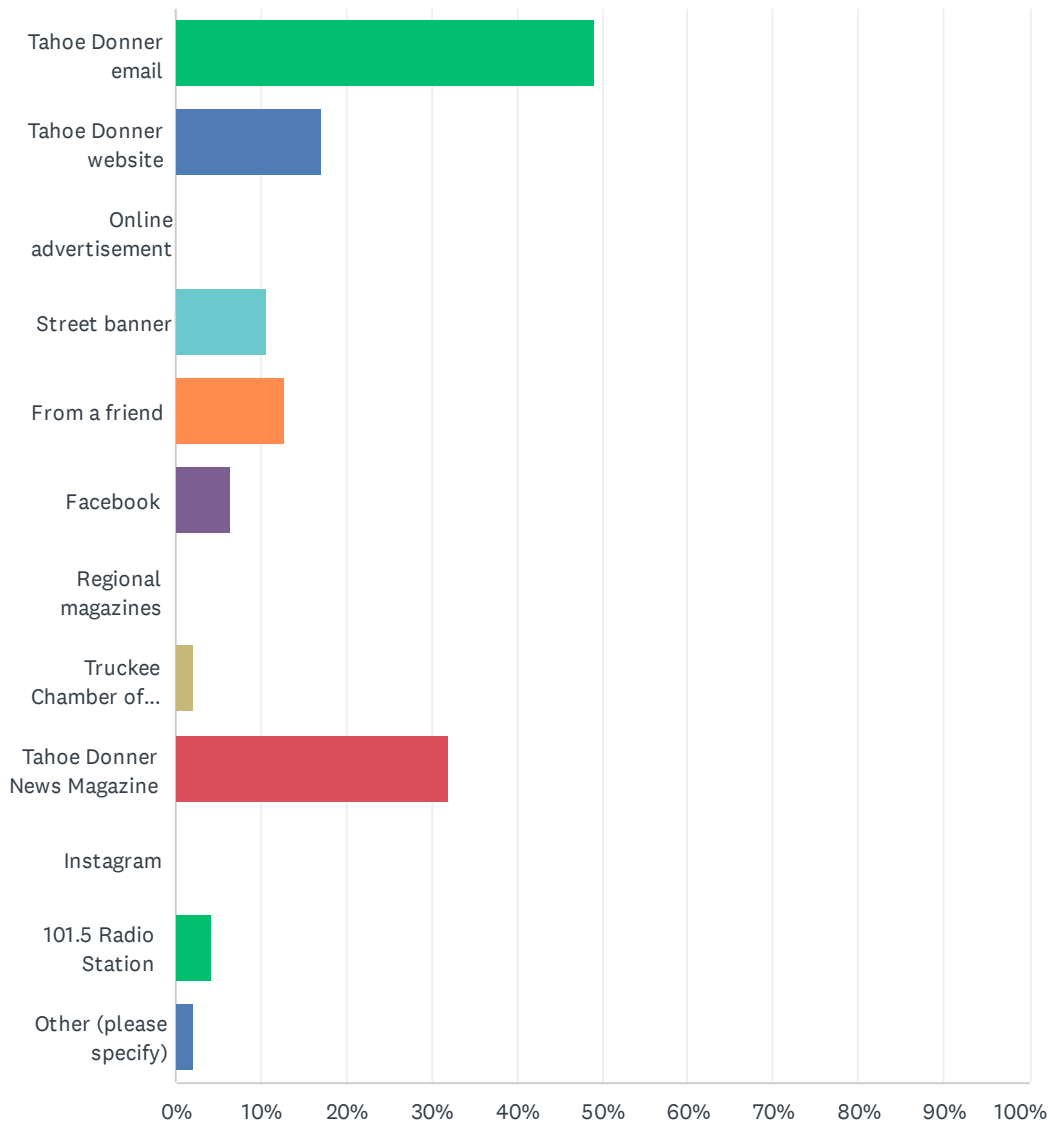
Answered: 47 Skipped: 9



DETRACTORS (0-6)	PASSIVES (7-8)	PROMOTERS (9-10)	NET PROMOTER® SCORE
11% 5	23% 11	66% 31	55

### Q6 How did you hear about the Fall Festival? (check all that apply)

Answered: 47 Skipped: 9



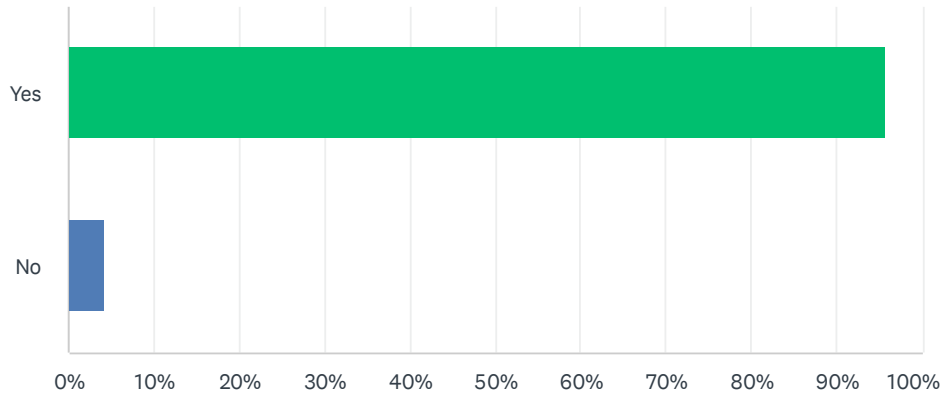


## 2023 Tahoe Donner Fall Festival Survey

ANSWER CHOICES	RESPONSES	
Tahoe Donner email	48.94%	23
Tahoe Donner website	17.02%	8
Online advertisement	0.00%	0
Street banner	10.64%	5
From a friend	12.77%	6
Facebook	6.38%	3
Regional magazines	0.00%	0
Truckee Chamber of Commerce	2.13%	1
Tahoe Donner News Magazine	31.91%	15
Instagram	0.00%	0
101.5 Radio Station	4.26%	2
Other (please specify)	2.13%	1
<b>Total Respondents: 47</b>		

## Q7 Would you attend next year's Fall Festival?

Answered: 47 Skipped: 9



ANSWER CHOICES	RESPONSES	
Yes	95.74%	45
No	4.26%	2
TOTAL		47

**Q8 Is there anything else you'd like to share about the Fall Festival? How do you think it can be improved?**

Answered: 26 Skipped: 30