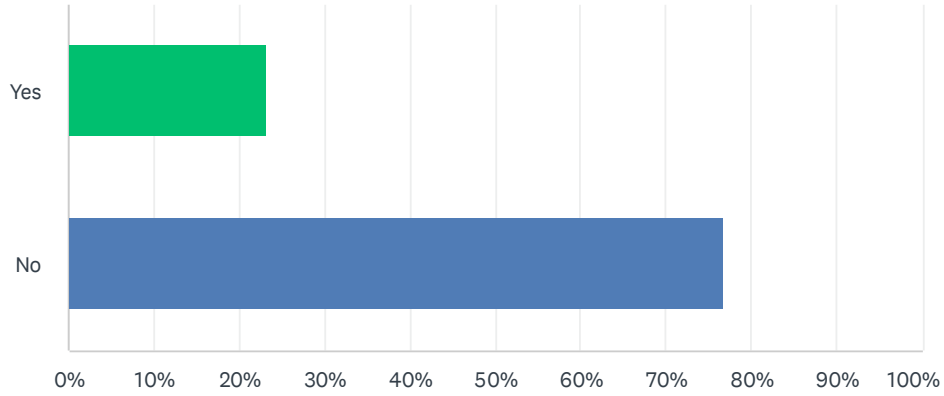


Q1 Was this the first time you attended the Summer Concert on the Green?

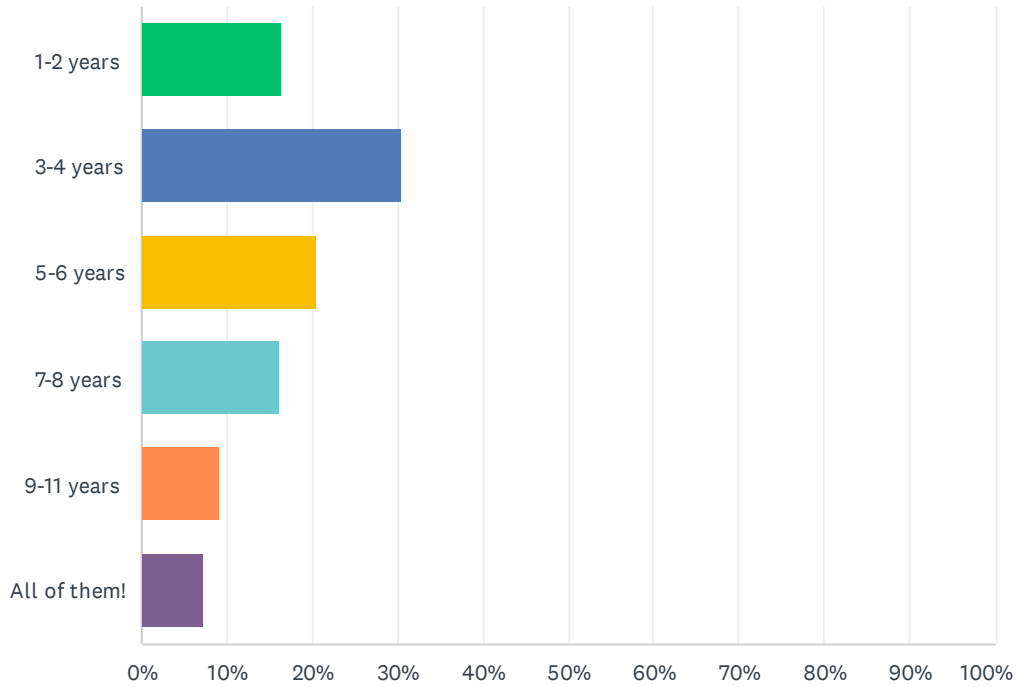
Answered: 371 Skipped: 0



ANSWER CHOICES	RESPONSES	
Yes	23.18%	86
No	76.82%	285
TOTAL		371

Q2 If not, how many years have you attended?

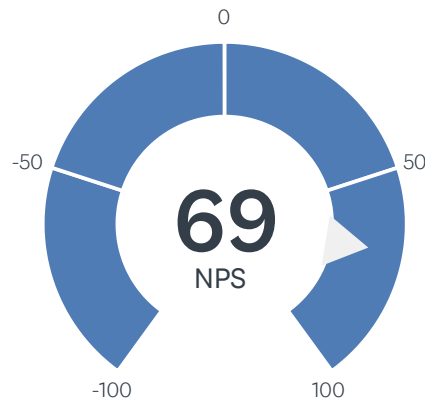
Answered: 273 Skipped: 98



ANSWER CHOICES	RESPONSES
1-2 years	16.48% 45
3-4 years	30.40% 83
5-6 years	20.51% 56
7-8 years	16.12% 44
9-11 years	9.16% 25
All of them!	7.33% 20
TOTAL	273

Q3 How likely is it that you would recommend the Summer Concert on the Green to a friend or colleague?

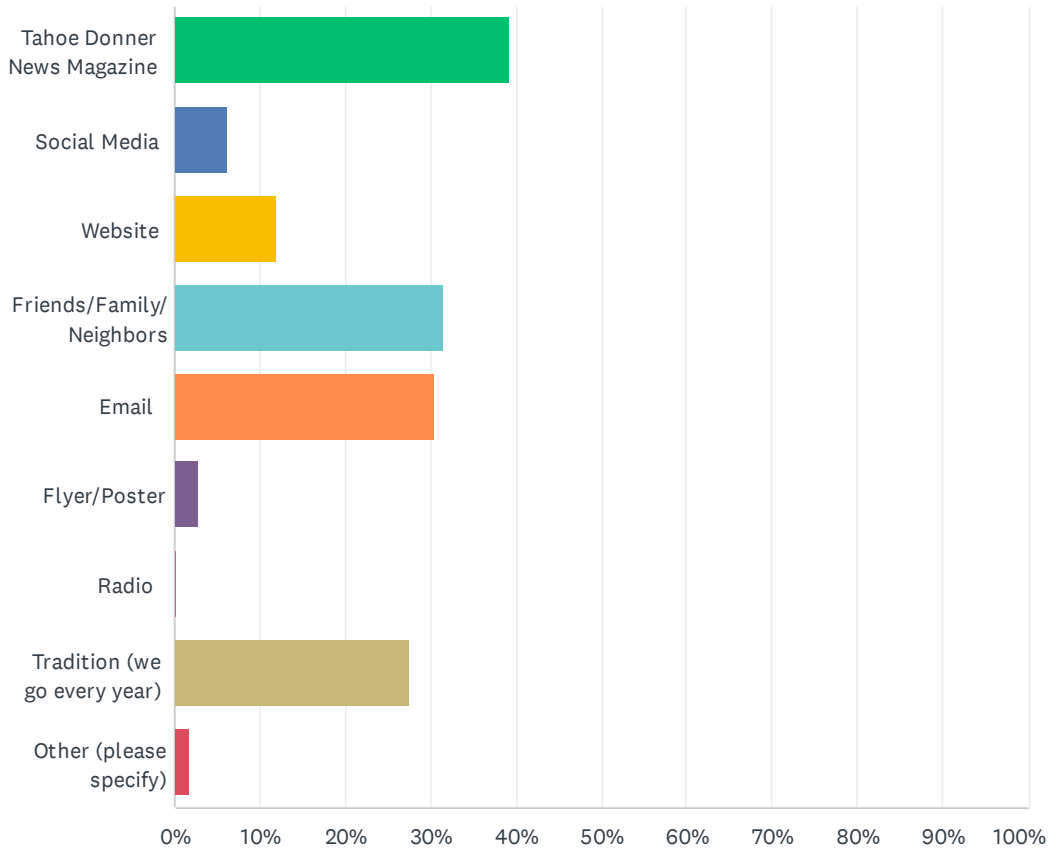
Answered: 354 Skipped: 17



DETRACTORS (0-6)	PASSIVES (7-8)	PROMOTERS (9-10)	NET PROMOTER® SCORE
4% 14	23% 81	73% 259	69

Q4 How did you hear about the Summer Concert on the Green? (Select all that apply)

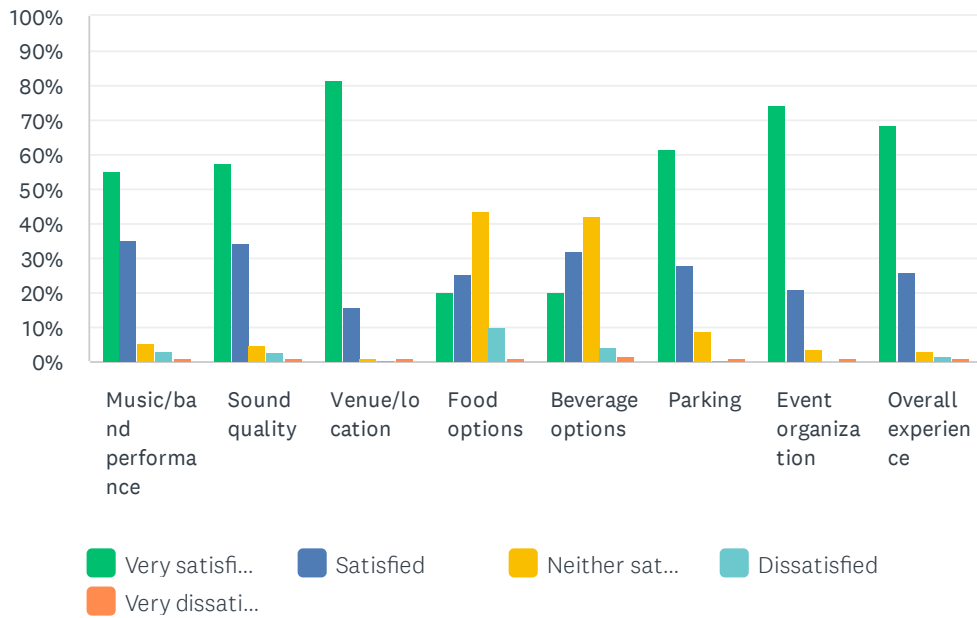
Answered: 354 Skipped: 17



ANSWER CHOICES	RESPONSES	
Tahoe Donner News Magazine	39.27%	139
Social Media	6.21%	22
Website	11.86%	42
Friends/Family/Neighbors	31.64%	112
Email	30.51%	108
Flyer/Poster	2.82%	10
Radio	0.28%	1
Tradition (we go every year)	27.40%	97
Other (please specify)	1.69%	6
Total Respondents: 354		

Q5 Please rate the following aspects on the event:

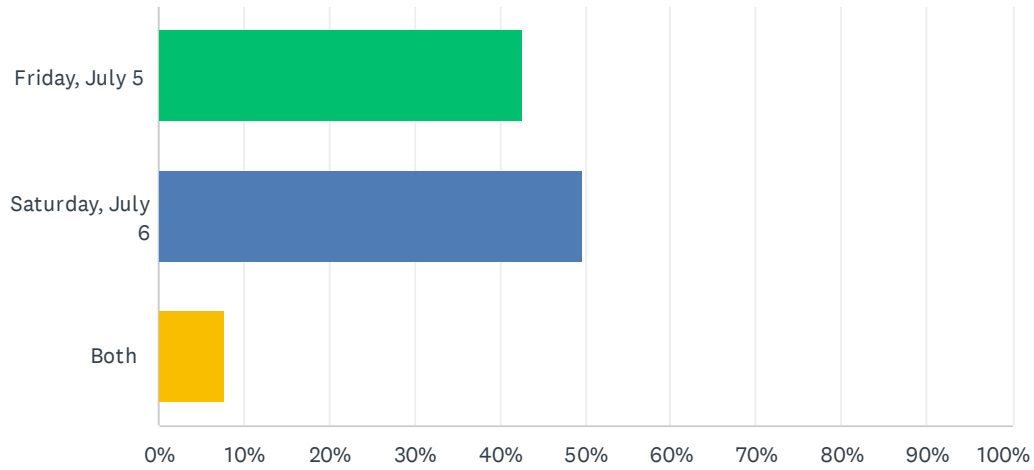
Answered: 354 Skipped: 17



	VERY SATISFIED	SATISFIED	NEITHER SATISFIED NOR DISSATISFIED	DISSATISFIED	VERY DISSATISFIED	TOTAL	WEIGHTED AVERAGE
Music/band performance	55.24% 195	35.13% 124	5.38% 19	3.12% 11	1.13% 4	353	1.60
Sound quality	57.27% 197	34.01% 117	4.94% 17	2.62% 9	1.16% 4	344	1.56
Venue/location	81.56% 283	15.85% 55	1.15% 4	0.29% 1	1.15% 4	347	1.24
Food options	19.82% 66	25.23% 84	43.84% 146	9.91% 33	1.20% 4	333	2.47
Beverage options	19.94% 67	31.85% 107	42.26% 142	4.46% 15	1.49% 5	336	2.36
Parking	61.60% 215	28.08% 98	8.88% 31	0.29% 1	1.15% 4	349	1.51
Event organization	74.43% 259	20.98% 73	3.45% 12	0.00% 0	1.15% 4	348	1.32
Overall experience	68.51% 235	25.95% 89	2.92% 10	1.75% 6	0.87% 3	343	1.41

Q6 Which night(s) did you attend?

Answered: 354 Skipped: 17



ANSWER CHOICES	RESPONSES	
Friday, July 5	42.66%	151
Saturday, July 6	49.72%	176
Both	7.63%	27
TOTAL		354

Q7 How would you rate your overall experience at the event?

Answered: 354 Skipped: 17

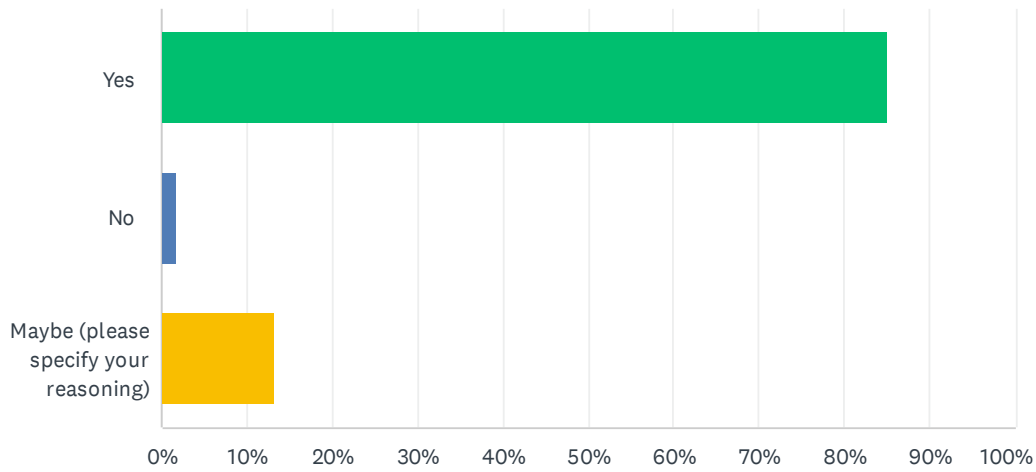
4.5★
average rating



	1	2	3	4	5	TOTAL	WEIGHTED AVERAGE
☆	1.98% 7	1.41% 5	6.50% 23	27.40% 97	62.71% 222	354	4.47

Q8 Would you attend next year's Summer Concert on the Green?

Answered: 354 Skipped: 17



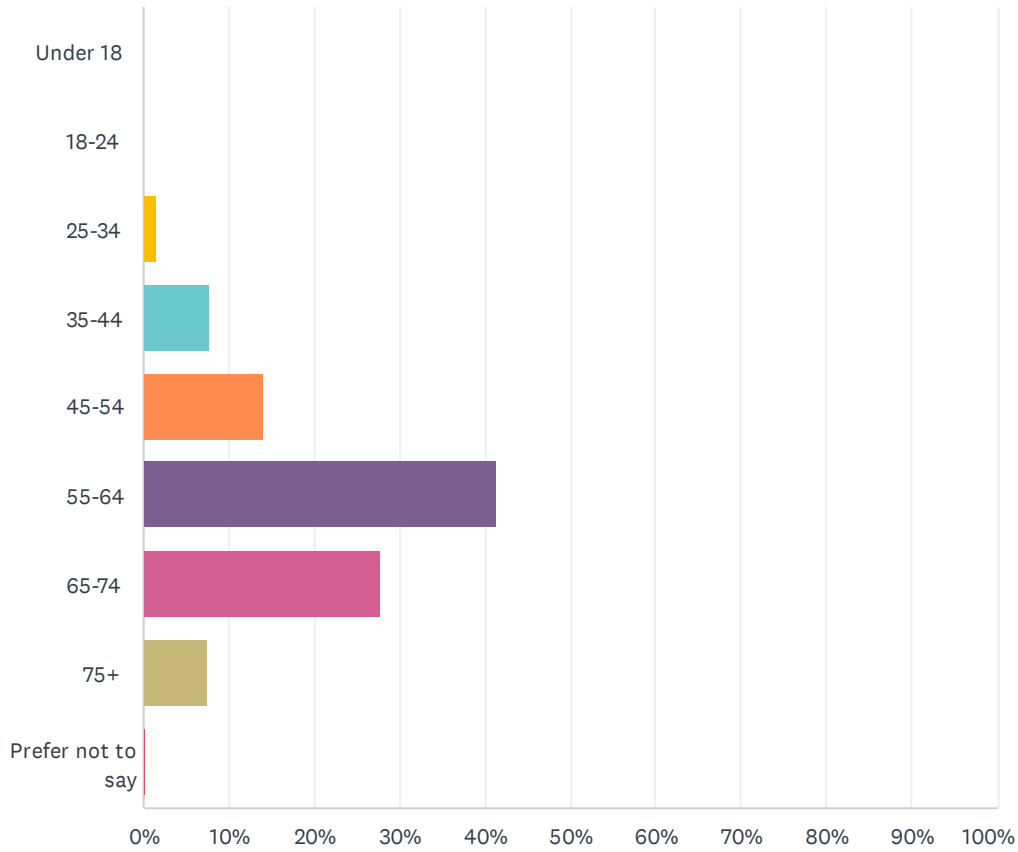
ANSWER CHOICES	RESPONSES	
Yes	85.03%	301
No	1.69%	6
Maybe (please specify your reasoning)	13.28%	47
TOTAL		354

Q9 Is there anything else you'd like to share about the event? How do you think it can be improved?

Answered: 199 Skipped: 172

Q10 What is your age group?

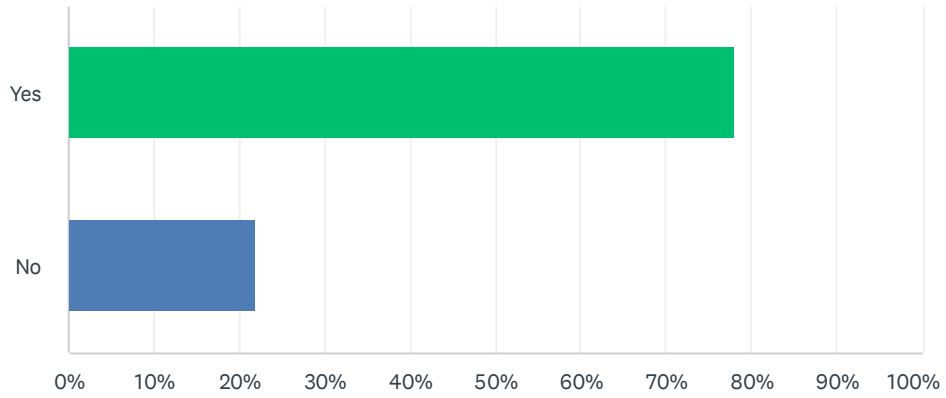
Answered: 350 Skipped: 21



ANSWER CHOICES	RESPONSES	
Under 18	0.00%	0
18-24	0.00%	0
25-34	1.43%	5
35-44	7.71%	27
45-54	14.00%	49
55-64	41.43%	145
65-74	27.71%	97
75+	7.43%	26
Prefer not to say	0.29%	1
TOTAL		350

Q11 Are you a Tahoe Donner member?

Answered: 350 Skipped: 21



ANSWER CHOICES	RESPONSES	
Yes	78.00%	273
No	22.00%	77
TOTAL		350