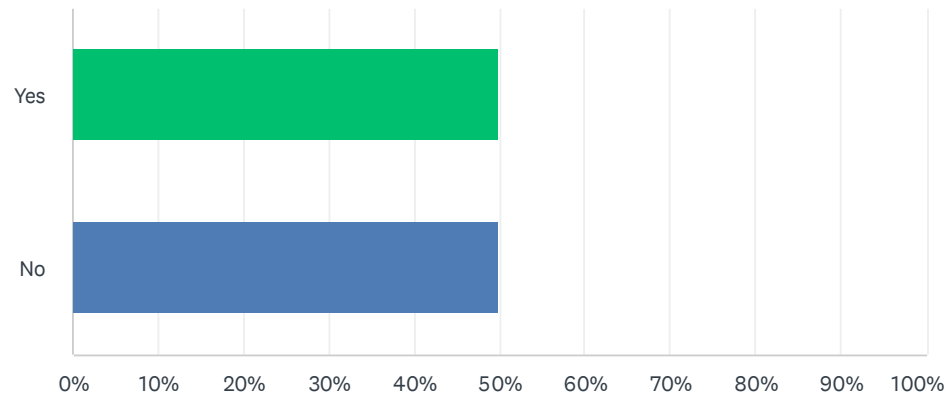


Q1 Was this the first time you attended the Fall Festival?

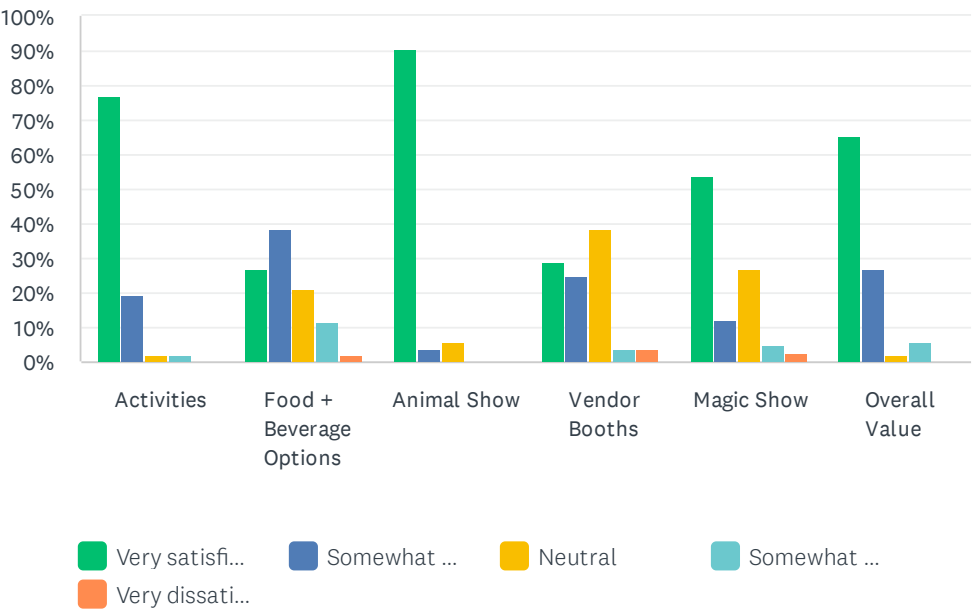
Answered: 54 Skipped: 0



ANSWER CHOICES	RESPONSES	
Yes	50.00%	27
No	50.00%	27
TOTAL		54

Q2 Please rate the following aspects of the 2024 Fall Festival:

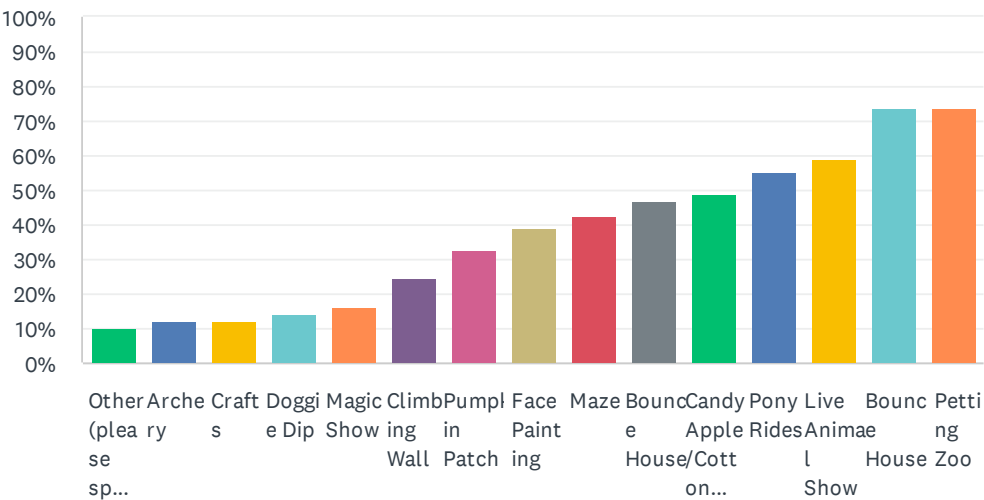
Answered: 54 Skipped: 0



	VERY SATISFIED	SOMEWHAT SATISFIED	NEUTRAL	SOMEWHAT DISSATISFIED	VERY DISSATISFIED	TOTAL	WEIGHTED AVERAGE
Activities	76.92% 40	19.23% 10	1.92% 1	1.92% 1	0.00% 0	52	1.29
Food + Beverage Options	26.92% 14	38.46% 20	21.15% 11	11.54% 6	1.92% 1	52	2.23
Animal Show	90.74% 49	3.70% 2	5.56% 3	0.00% 0	0.00% 0	54	1.15
Vendor Booths	28.85% 15	25.00% 13	38.46% 20	3.85% 2	3.85% 2	52	2.29
Magic Show	53.66% 22	12.20% 5	26.83% 11	4.88% 2	2.44% 1	41	1.90
Overall Value	65.38% 34	26.92% 14	1.92% 1	5.77% 3	0.00% 0	52	1.48

Q3 If you accompanied a child, and they participated in children's activities, what were their favorite activities? Select all that apply.

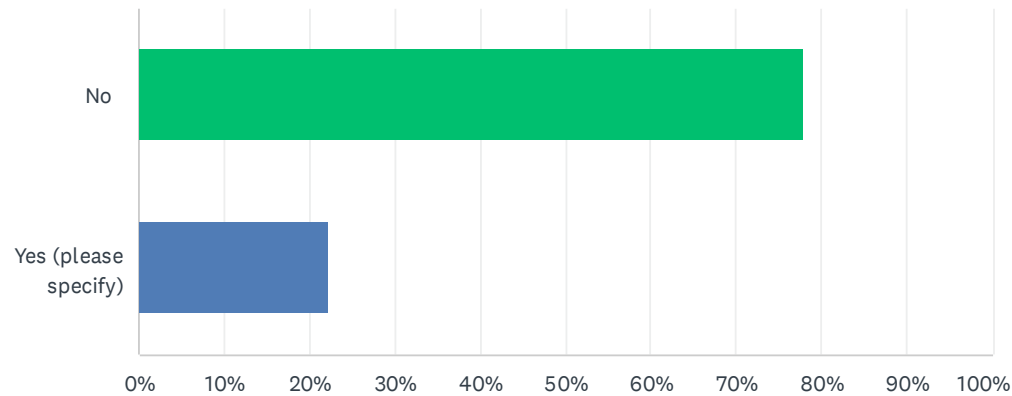
Answered: 49 Skipped: 5



ANSWER CHOICES	RESPONSES	
Other (please specify)	10.20%	5
Archery	12.24%	6
Crafts	12.24%	6
Doggie Dip	14.29%	7
Magic Show	16.33%	8
Climbing Wall	24.49%	12
Pumpkin Patch	32.65%	16
Face Painting	38.78%	19
Maze	42.86%	21
Bounce House	46.94%	23
Candy Apple/Cotton Candy Station	48.98%	24
Pony Rides	55.10%	27
Live Animal Show	59.18%	29
Bounce House	73.47%	36
Petting Zoo	73.47%	36
Total Respondents: 49		

Q4 Did you make a purchase from one or more of the vendor booths? If so, what did you purchase?

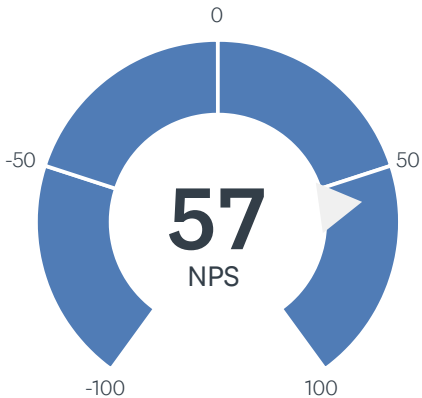
Answered: 54 Skipped: 0



ANSWER CHOICES	RESPONSES	
No	77.78%	42
Yes (please specify)	22.22%	12
TOTAL		54

Q5 How likely is it that you would recommend the Fall Festival to a friend or colleague?

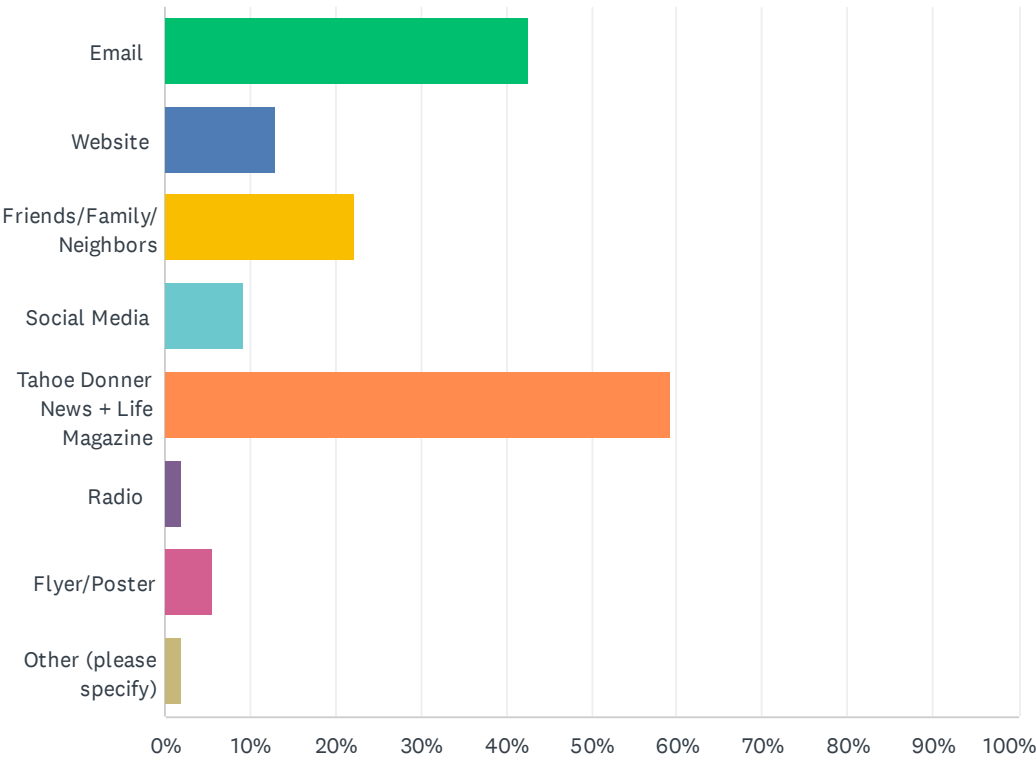
Answered: 54 Skipped: 0



DETRACTORS (0-6)	PASSIVES (7-8)	PROMOTERS (9-10)	NET PROMOTER® SCORE
9.26% 5	24.07% 13	66.67% 36	57

Q6 How did you hear about the Fall Festival? (check all that apply)

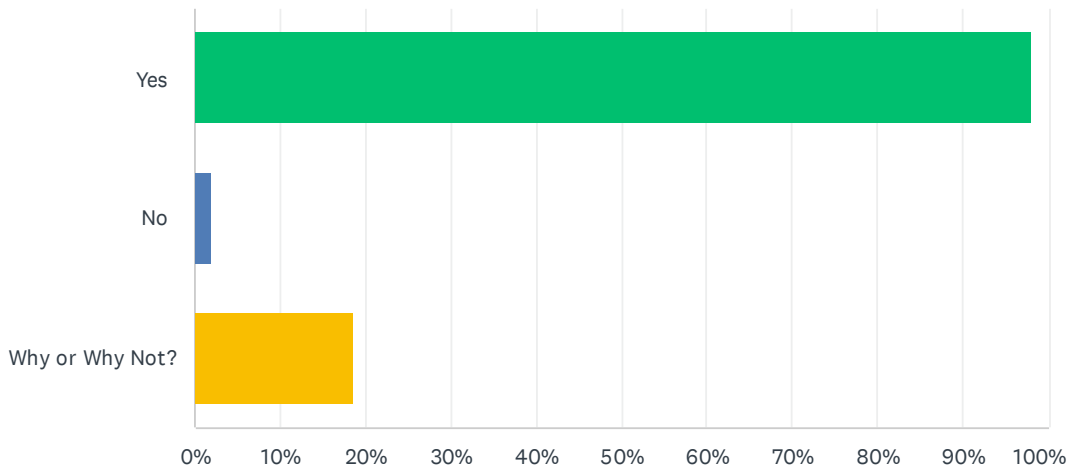
Answered: 54 Skipped: 0



ANSWER CHOICES	RESPONSES	
Email	42.59%	23
Website	12.96%	7
Friends/Family/Neighbors	22.22%	12
Social Media	9.26%	5
Tahoe Donner News + Life Magazine	59.26%	32
Radio	1.85%	1
Flyer/Poster	5.56%	3
Other (please specify)	1.85%	1
Total Respondents: 54		

Q7 Did you buy your tickets in advance?

Answered: 54 Skipped: 0



ANSWER CHOICES		RESPONSES	
Yes		98.15%	53
No		1.85%	1
Why or Why Not?		18.52%	10
Total Respondents: 54			

Q8 How would you rate your overall experience at the event?

Answered: 54 Skipped: 0

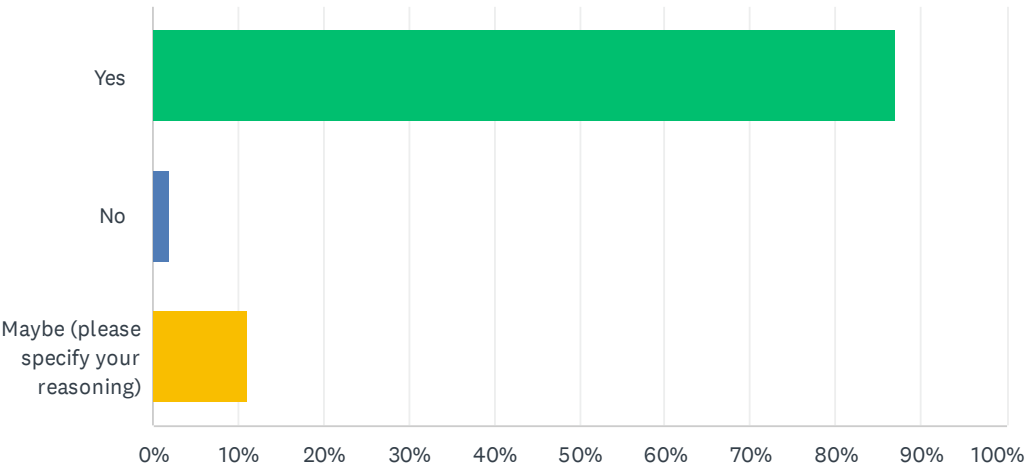
4.5★
average rating



	1	2	3	4	5	TOTAL	WEIGHTED AVERAGE
☆	1.85% 1	3.70% 2	1.85% 1	25.93% 14	66.67% 36	54	4.52

Q9 Would you attend next year's Fall Festival?

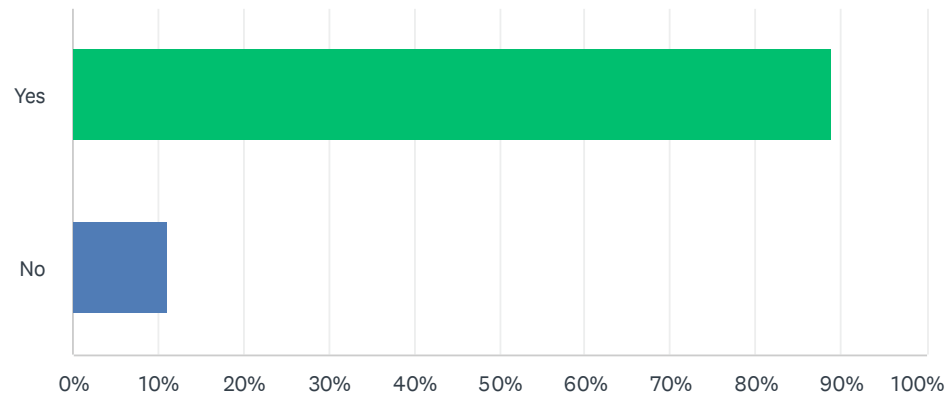
Answered: 54 Skipped: 0



ANSWER CHOICES	RESPONSES	
Yes	87.04%	47
No	1.85%	1
Maybe (please specify your reasoning)	11.11%	6
TOTAL		54

Q10 Are you a Tahoe Donner member?

Answered: 54 Skipped: 0



ANSWER CHOICES	RESPONSES	
Yes	88.89%	48
No	11.11%	6
TOTAL		54

Q11 Is there anything else you'd like to share about the Fall Festival? How do you think it can be improved?

Answered: 33 Skipped: 21