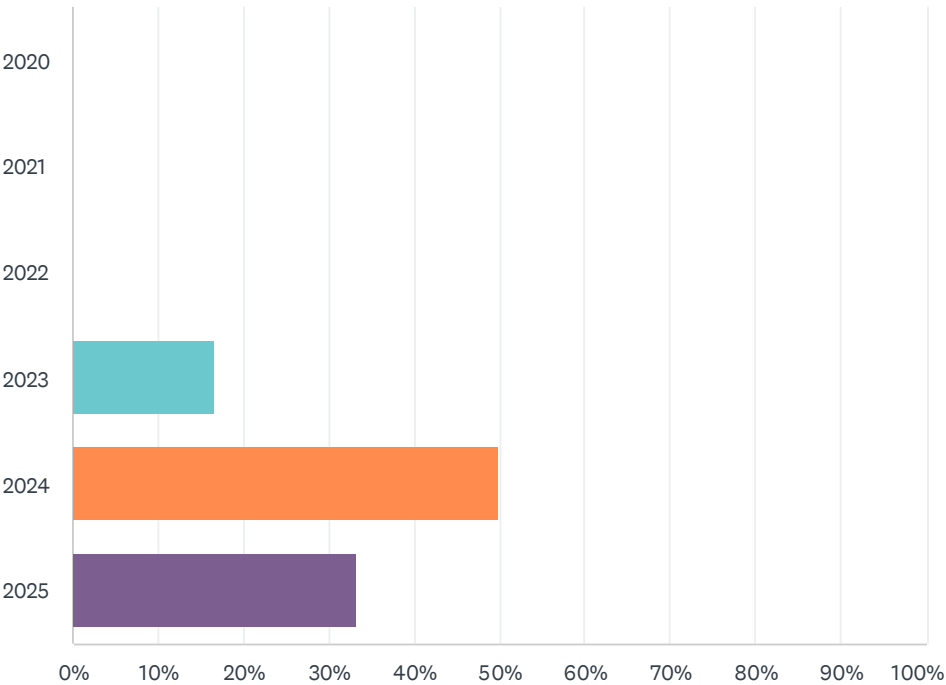


# Q1 What year did you purchase your home in Tahoe Donner?

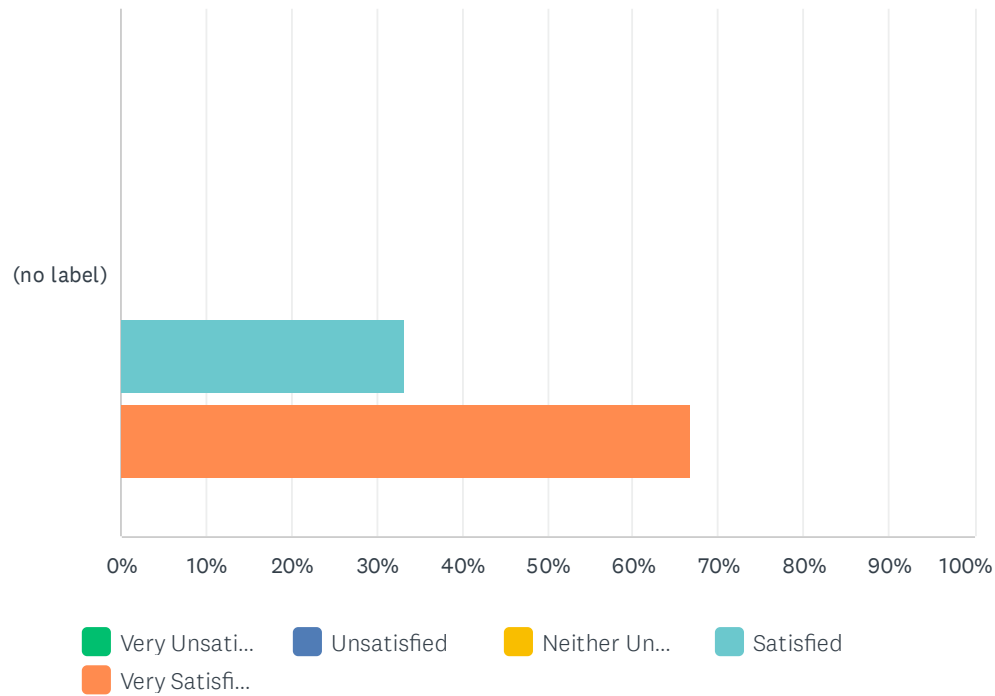
Answered: 6    Skipped: 0



ANSWER CHOICES	RESPONSES	
2020	0.00%	0
2021	0.00%	0
2022	0.00%	0
2023	16.67%	1
2024	50.00%	3
2025	33.33%	2
TOTAL		6

Q2 Overall, how satisfied were you with the New Homeowner Welcome event?

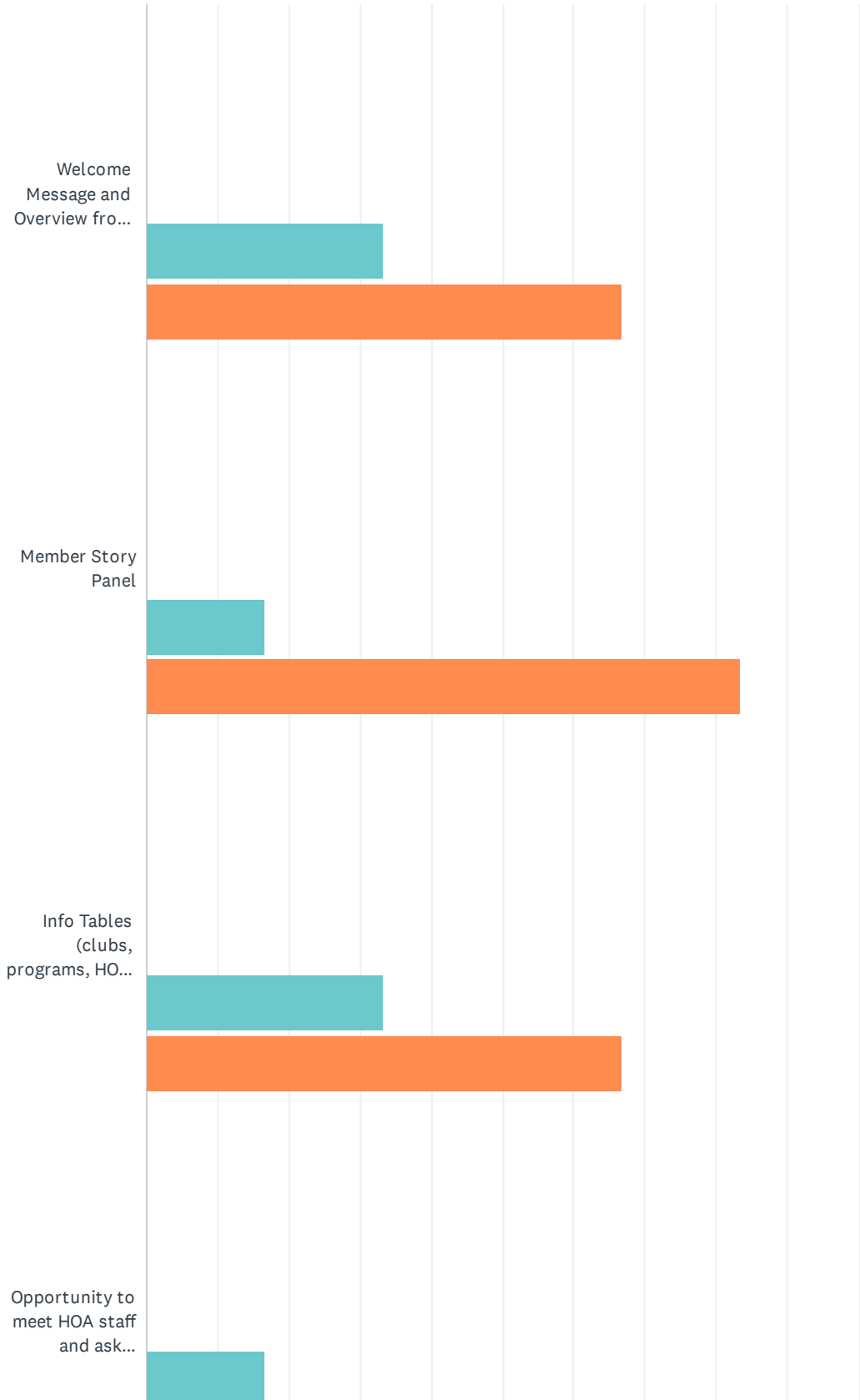
Answered: 6    Skipped: 0



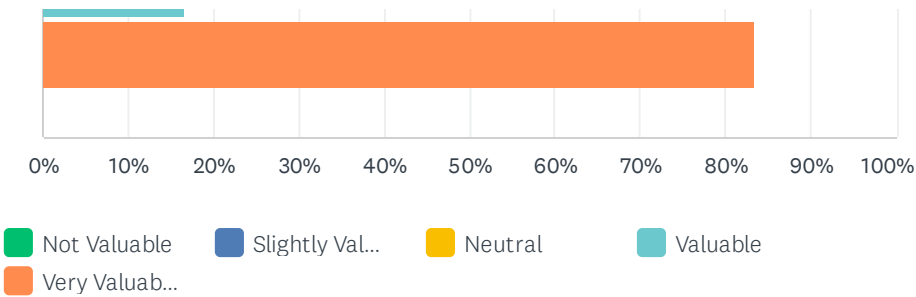
	VERY UNSATISFIED	UNSATISFIED	NEITHER UNSATISFIED OR SATISFIED	SATISFIED	VERY SATISFIED	TOTAL	WEIGHTED AVERAGE
(no label)	0.00% 0	0.00% 0	0.00% 0	33.33% 2	66.67% 4	6	4.67

Q3 How valuable did you find the:

Answered: 6    Skipped: 0



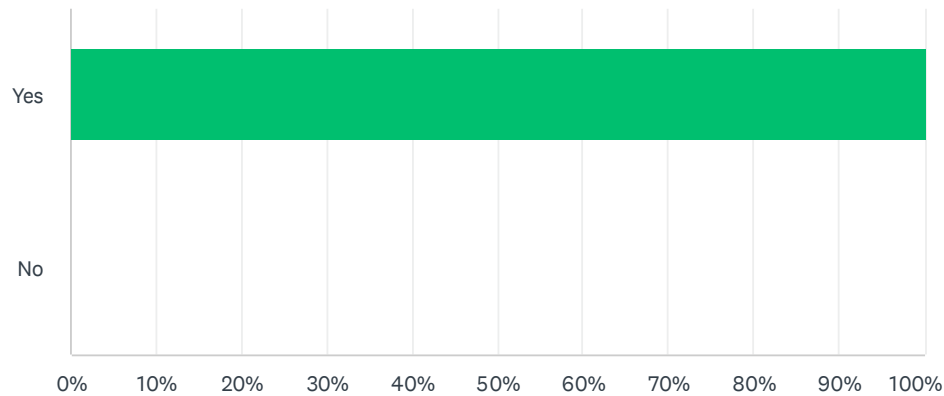
2025 New Homeowner Welcome Post-Event Survey



	NOT VALUABLE	SLIGHTLY VALUABLE	NEUTRAL	VALUABLE	VERY VALUABLE	TOTAL	WEIGHTED AVERAGE
Welcome Message and Overview from Annie Rosenfeld, Tahoe Donner General Manager	0.00% 0	0.00% 0	0.00% 0	33.33% 2	66.67% 4	6	4.67
Member Story Panel	0.00% 0	0.00% 0	0.00% 0	16.67% 1	83.33% 5	6	4.83
Info Tables (clubs, programs, HOA services) for learning about Tahoe Donner	0.00% 0	0.00% 0	0.00% 0	33.33% 2	66.67% 4	6	4.67
Opportunity to meet HOA staff and ask questions	0.00% 0	0.00% 0	0.00% 0	16.67% 1	83.33% 5	6	4.83

Q4 Did you meet or connect with other community members during the event?

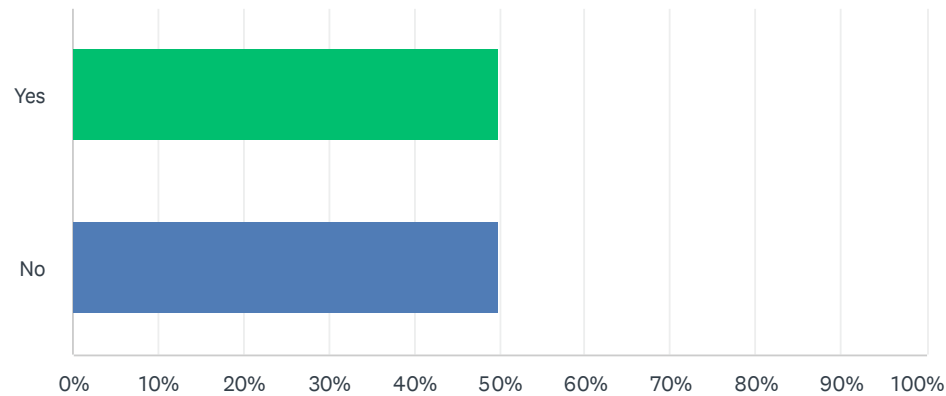
Answered: 6 Skipped: 0



ANSWER CHOICES	RESPONSES	
Yes	100.00%	6
No	0.00%	0
TOTAL		6

Q5 Did you attend the Member Happy Hour after the event?

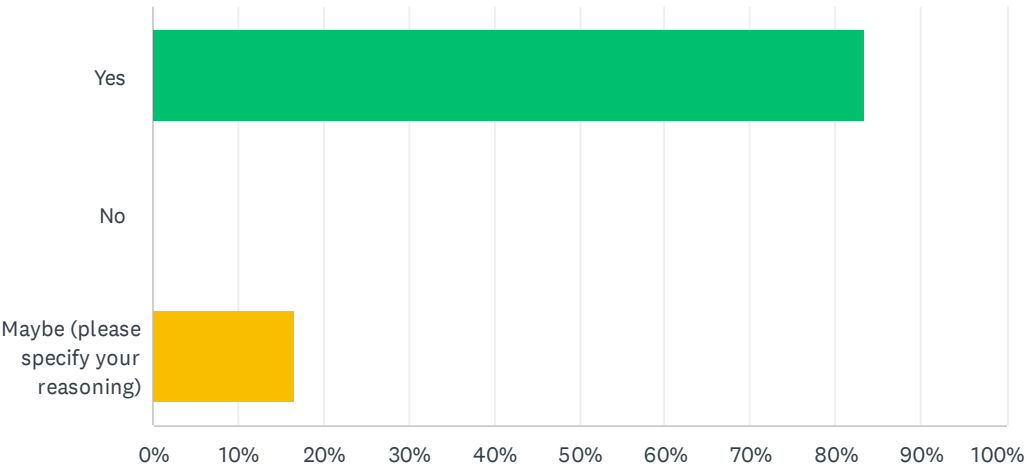
Answered: 6    Skipped: 0



ANSWER CHOICES	RESPONSES	
Yes	50.00%	3
No	50.00%	3
TOTAL		6

Q6 Did you find this event helpful in understanding Tahoe Donner’s services, amenities, and community?

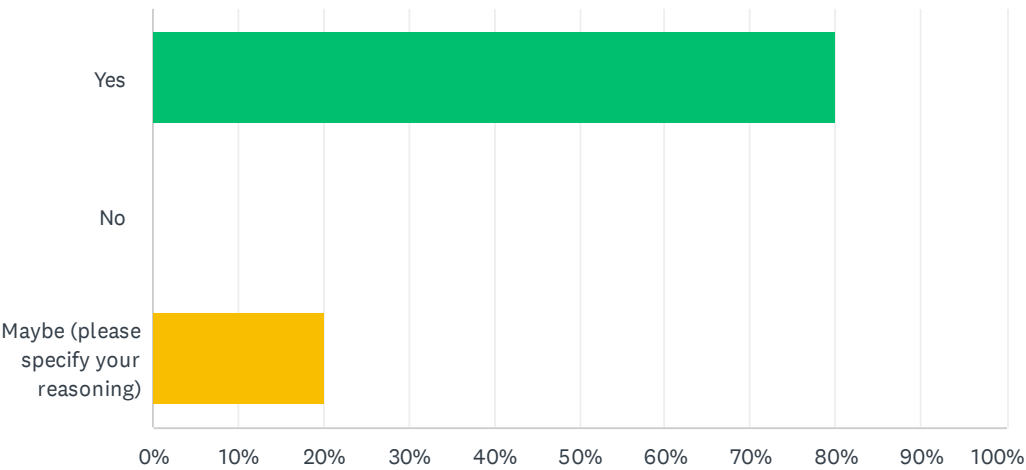
Answered: 6 Skipped: 0



ANSWER CHOICES		RESPONSES	
Yes		83.33%	5
No		0.00%	0
Maybe (please specify your reasoning)		16.67%	1
TOTAL			6

Q7 Would you recommend this event to other new neighbors?

Answered: 5   Skipped: 1

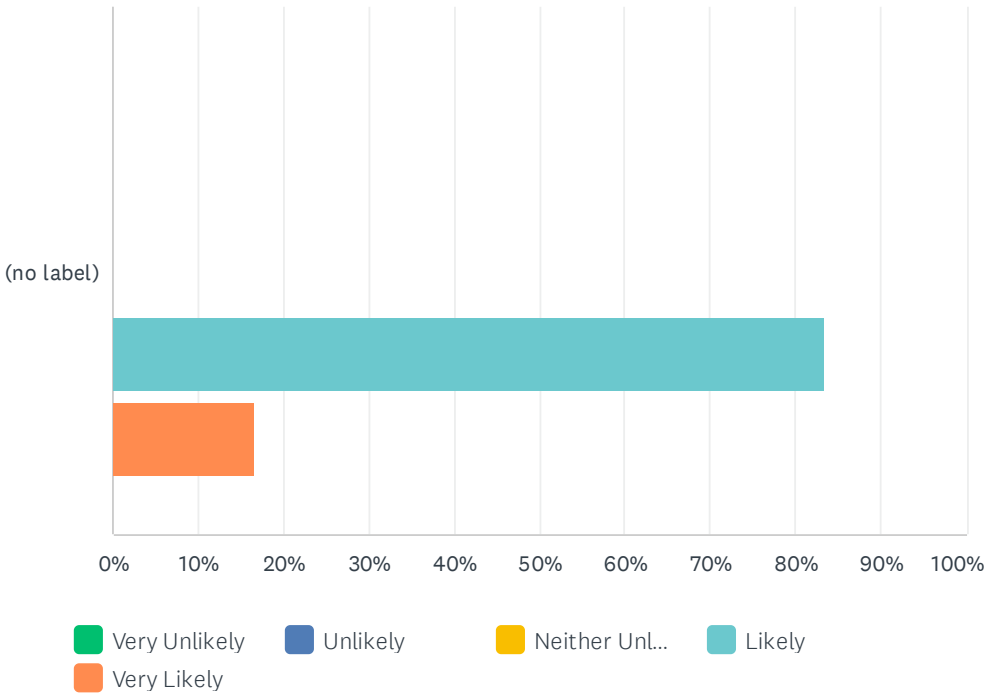


ANSWER CHOICES	RESPONSES	
Yes	80.00%	4
No	0.00%	0
Maybe (please specify your reasoning)	20.00%	1
TOTAL		5



Q8 How likely are you to get involved in a Tahoe Donner club, program, or volunteer opportunity after attending this event?

Answered: 6 Skipped: 0



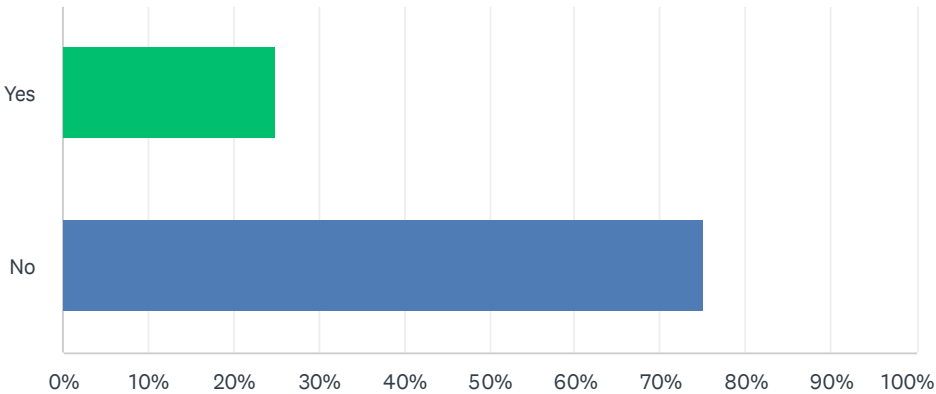
	VERY UNLIKELY	UNLIKELY	NEITHER UNLIKELY OR LIKELY	LIKELY	VERY LIKELY	TOTAL	WEIGHTED AVERAGE
(no label)	0.00% 0	0.00% 0	0.00% 0	83.33% 5	16.67% 1	6	4.17

## Q9 What could we improve for future New Homeowner Welcome events?

Answered: 3   Skipped: 3

Q10 Were there any questions you had that were not answered at the event?

Answered: 4    Skipped: 2



ANSWER CHOICES	RESPONSES	
Yes	25.00%	1
No	75.00%	3
TOTAL		4