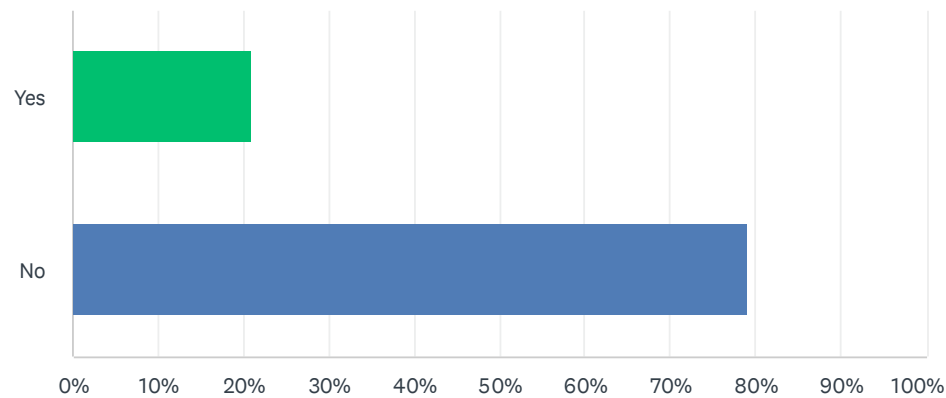


# Q1 Was this the first time you attended the Summer Concert on the Green?

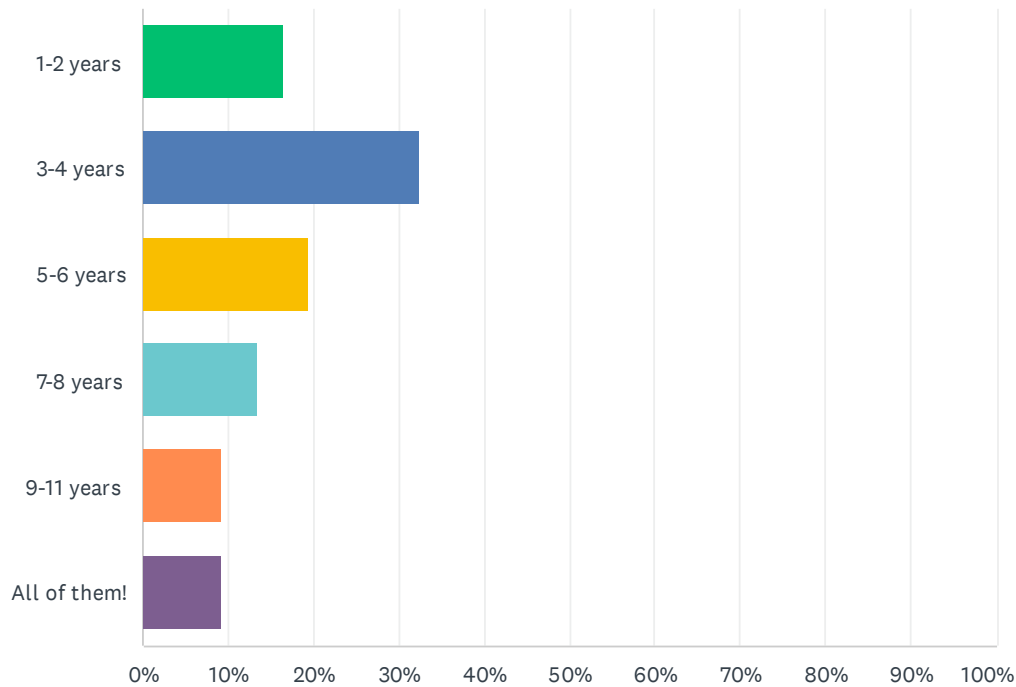
Answered: 369    Skipped: 0



ANSWER CHOICES	RESPONSES	
Yes	20.87%	77
No	79.13%	292
TOTAL		369

Q2 If not, how many years have you attended?

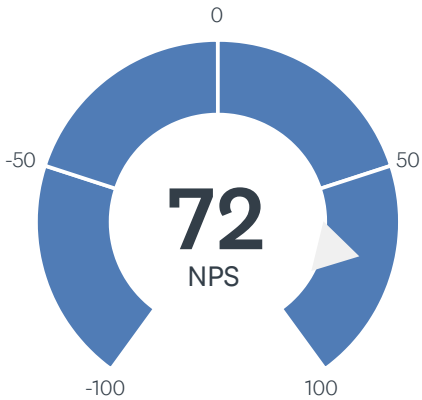
Answered: 238    Skipped: 131



ANSWER CHOICES	RESPONSES	
1-2 years	16.39%	39
3-4 years	32.35%	77
5-6 years	19.33%	46
7-8 years	13.45%	32
9-11 years	9.24%	22
All of them!	9.24%	22
TOTAL		238

### Q3 How likely is it that you would recommend the Summer Concert on the Green to a friend or colleague?

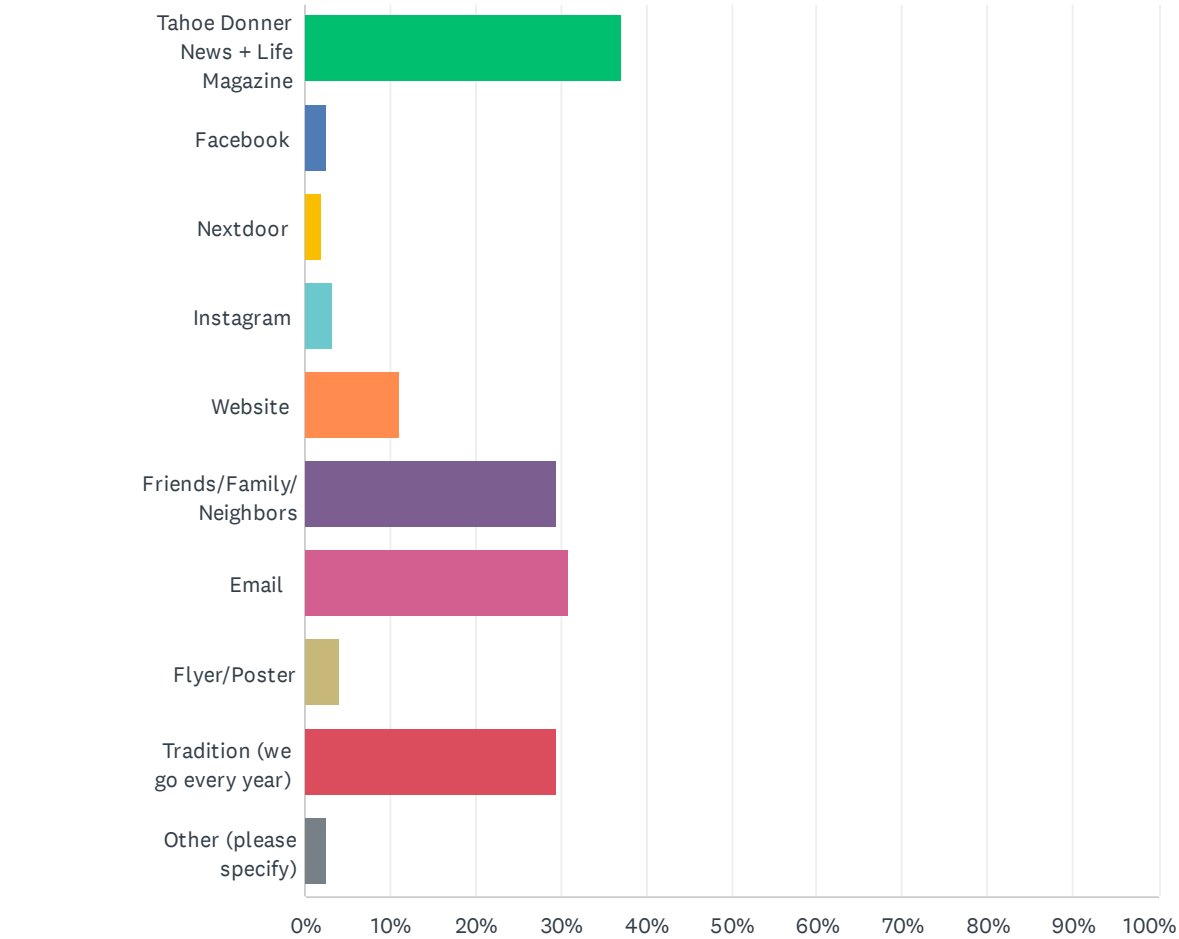
Answered: 353    Skipped: 16



DETRACTORS (0-6)	PASSIVES (7-8)	PROMOTERS (9-10)	NET PROMOTER® SCORE
6.52% 23	15.30% 54	78.19% 276	72

Q4 How did you hear about the Summer Concert on the Green? (Select all that apply)

Answered: 353    Skipped: 16

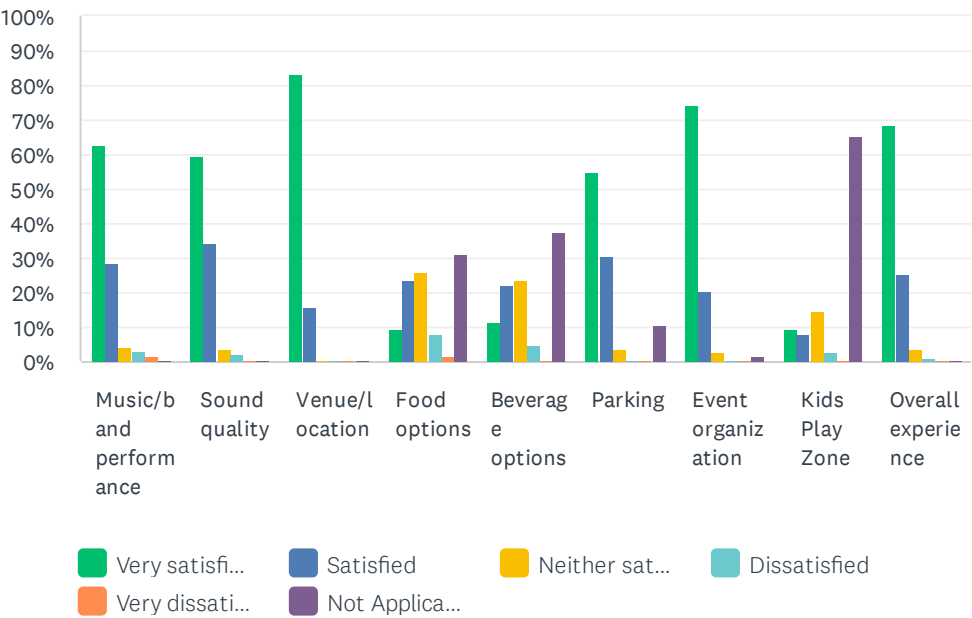


## 2025 Summer Concert on the Green | Post-Event Survey

ANSWER CHOICES	RESPONSES	
Tahoe Donner News + Life Magazine	37.11%	131
Facebook	2.55%	9
Nextdoor	1.98%	7
Instagram	3.12%	11
Website	11.05%	39
Friends/Family/Neighbors	29.46%	104
Email	30.88%	109
Flyer/Poster	3.97%	14
Tradition (we go every year)	29.46%	104
Other (please specify)	2.55%	9
Total Respondents: 353		

Q5 Please rate the following aspects on the event:

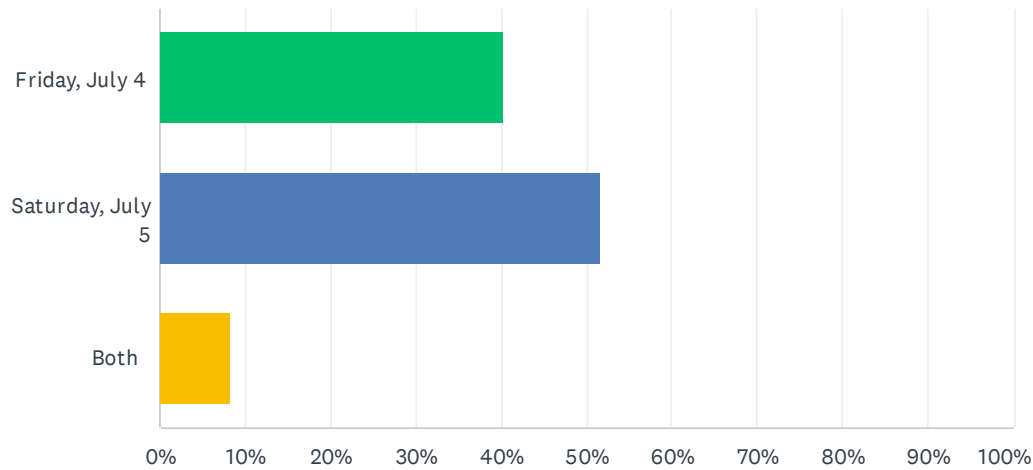
Answered: 353    Skipped: 16



	VERY SATISFIED	SATISFIED	NEITHER SATISFIED NOR DISSATISFIED	DISSATISFIED	VERY DISSATISFIED	NOT APPLICABLE	TOTAL	WEI AVE
Music/band performance	62.57% 219	28.57% 100	4.00% 14	3.14% 11	1.43% 5	0.29% 1	350	
Sound quality	59.25% 189	34.17% 109	3.45% 11	2.19% 7	0.63% 2	0.31% 1	319	
Venue/location	83.23% 278	15.57% 52	0.30% 1	0.30% 1	0.30% 1	0.30% 1	334	
Food options	9.52% 32	23.51% 79	25.89% 87	8.04% 27	1.79% 6	31.25% 105	336	
Beverage options	11.75% 39	22.29% 74	23.49% 78	4.52% 15	0.60% 2	37.35% 124	332	
Parking	54.52% 187	30.32% 104	3.79% 13	0.29% 1	0.29% 1	10.79% 37	343	
Event organization	74.45% 239	20.56% 66	2.80% 9	0.31% 1	0.31% 1	1.56% 5	321	
Kids Play Zone	9.48% 31	7.65% 25	14.98% 49	2.45% 8	0.31% 1	65.14% 213	327	
Overall experience	68.66% 230	25.37% 85	3.88% 13	0.90% 3	0.60% 2	0.60% 2	335	

Q6 Which night(s) did you attend?

Answered: 353    Skipped: 16



ANSWER CHOICES	RESPONSES	
Friday, July 4	40.23%	142
Saturday, July 5	51.56%	182
Both	8.22%	29
TOTAL		353

Q7 How would you rate your overall experience at the event?

Answered: 353    Skipped: 16

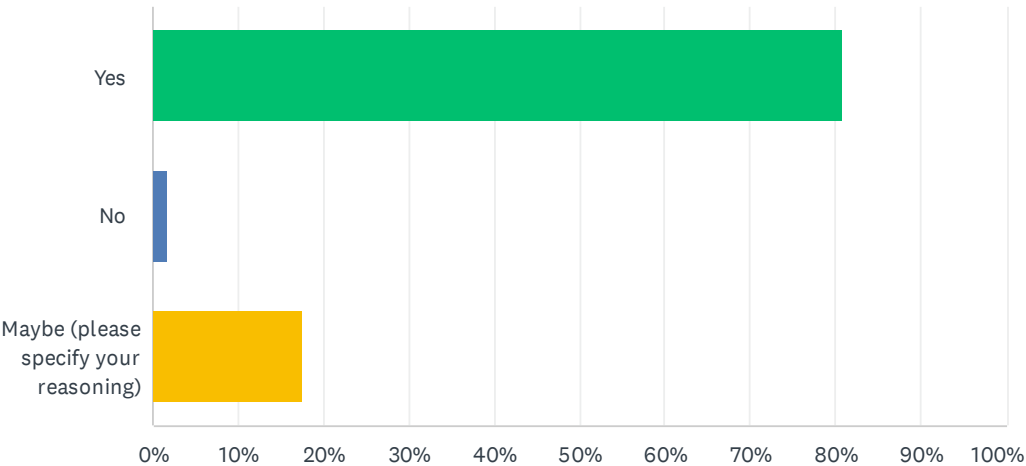
4.6★  
average rating



	1	2	3	4	5	TOTAL	WEIGHTED AVERAGE
☆	1.98% 7	1.13% 4	5.67% 20	21.25% 75	69.97% 247	353	4.56

Q8 Would you attend next year's Summer Concert on the Green?

Answered: 353    Skipped: 16



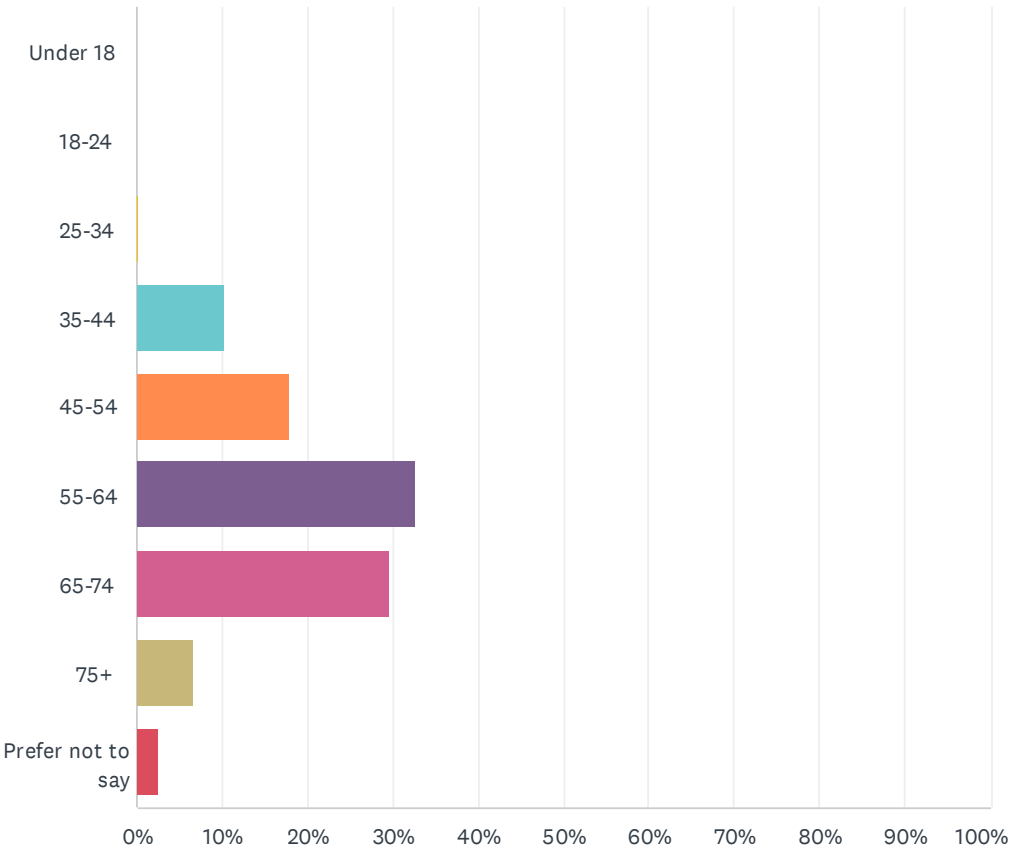
ANSWER CHOICES	RESPONSES	
Yes	80.74%	285
No	1.70%	6
Maybe (please specify your reasoning)	17.56%	62
TOTAL		353

**Q9 Is there anything else you'd like to share about the event? How do you think it can be improved?**

Answered: 191   Skipped: 178

Q10 What is your age group?

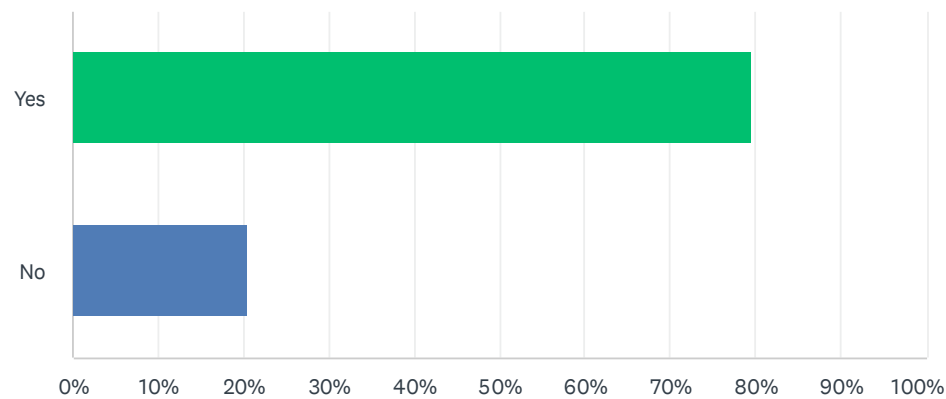
Answered: 350    Skipped: 19



ANSWER CHOICES	RESPONSES	
Under 18	0.00%	0
18-24	0.00%	0
25-34	0.29%	1
35-44	10.29%	36
45-54	18.00%	63
55-64	32.57%	114
65-74	29.71%	104
75+	6.57%	23
Prefer not to say	2.57%	9
TOTAL		350

Q11 Are you a Tahoe Donner member?

Answered: 350    Skipped: 19



ANSWER CHOICES	RESPONSES	
Yes	79.43%	278
No	20.57%	72
TOTAL		350