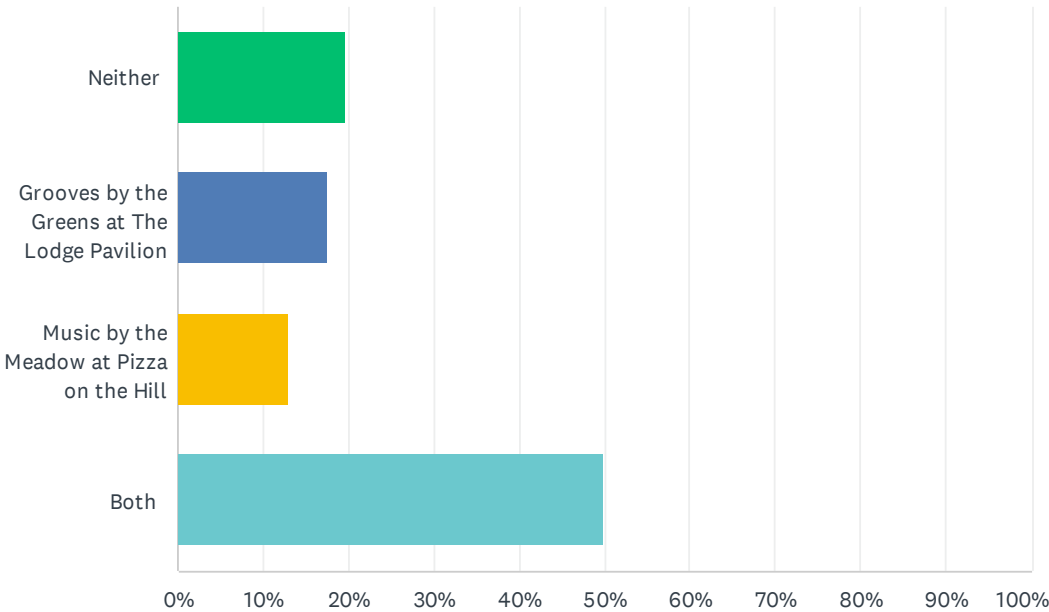


Q1 Which free weekly music event(s) did you attend this summer?

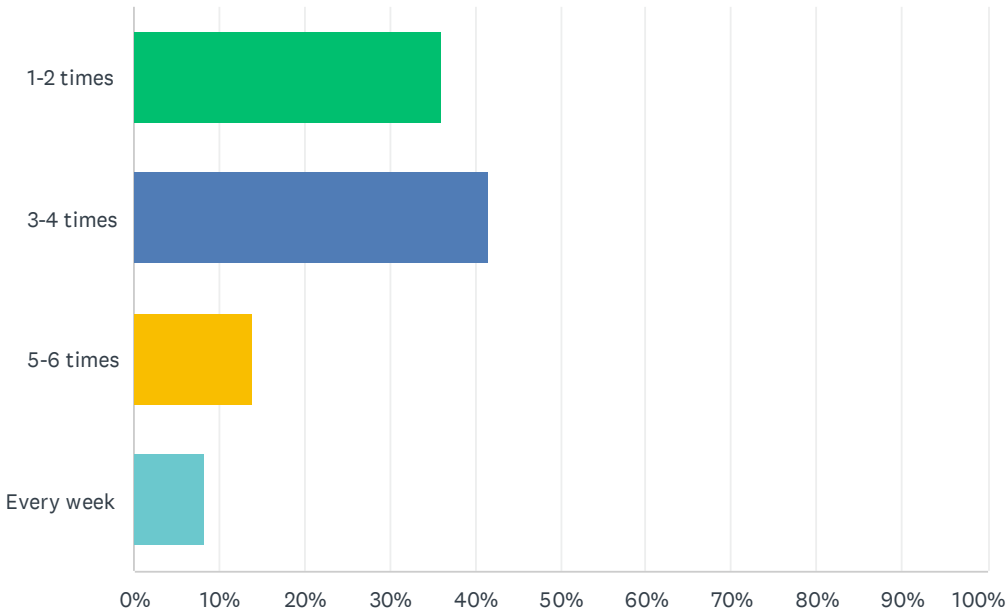
Answered: 46 Skipped: 0



ANSWER CHOICES	RESPONSES	
Neither	19.57%	9
Grooves by the Greens at The Lodge Pavilion	17.39%	8
Music by the Meadow at Pizza on the Hill	13.04%	6
Both	50.00%	23
TOTAL		46

Q2 How many times did you attend either event?

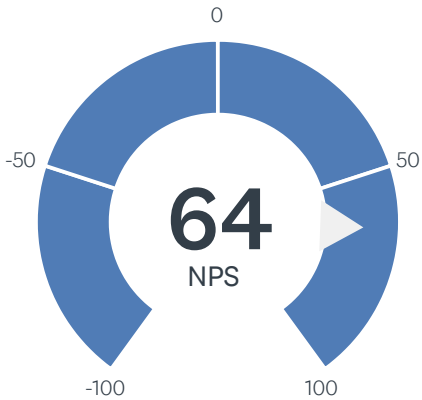
Answered: 36 Skipped: 10



ANSWER CHOICES	RESPONSES	
1-2 times	36.11%	13
3-4 times	41.67%	15
5-6 times	13.89%	5
Every week	8.33%	3
TOTAL		36

Q3 How likely is it that you would recommend the free Tahoe Donner music events to a friend or colleague?

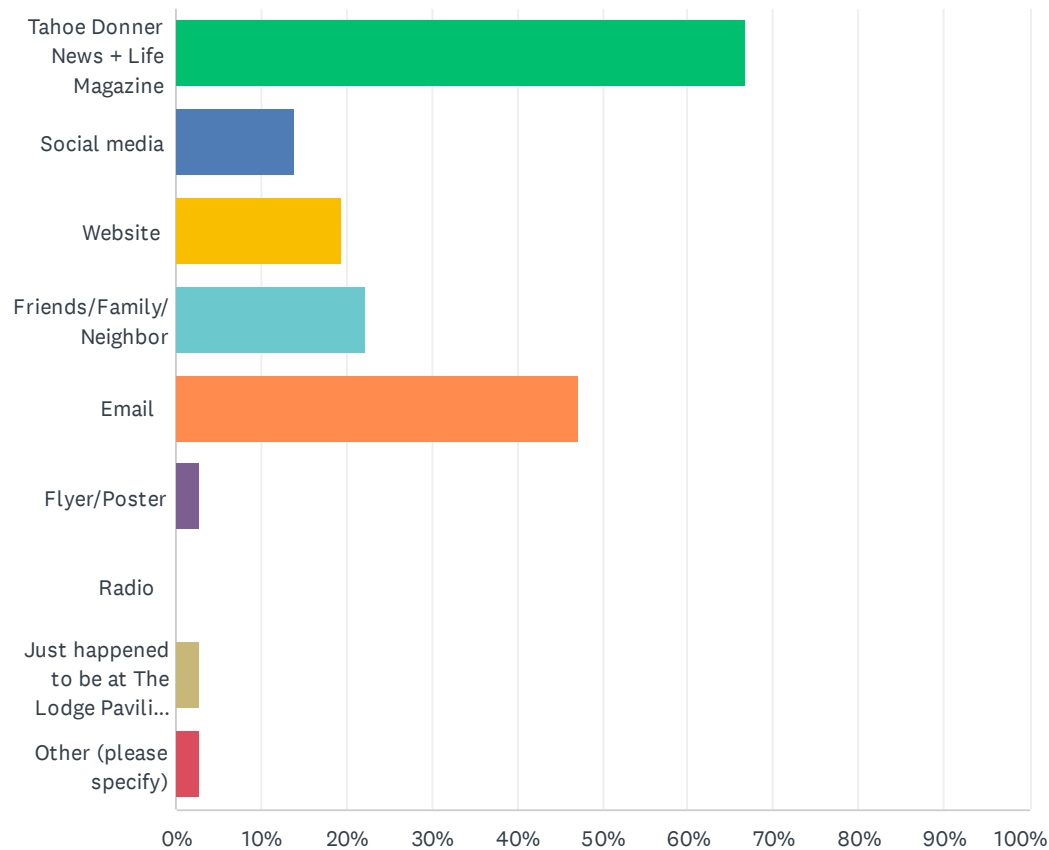
Answered: 36 Skipped: 10



DETRACTORS (0-6)	PASSIVES (7-8)	PROMOTERS (9-10)	NET PROMOTER® SCORE
11.11% 4	13.89% 5	75.00% 27	64

Q4 How did you hear about these events?

Answered: 36 Skipped: 10



ANSWER CHOICES	RESPONSES	
Tahoe Donner News + Life Magazine	66.67%	24
Social media	13.89%	5
Website	19.44%	7
Friends/Family/Neighbor	22.22%	8
Email	47.22%	17
Flyer/Poster	2.78%	1
Radio	0.00%	0
Just happened to be at The Lodge Pavilion or Pizza on the Hill	2.78%	1
Other (please specify)	2.78%	1
Total Respondents: 36		

Q5 How would you rate your overall experience?

Answered: 36 Skipped: 10

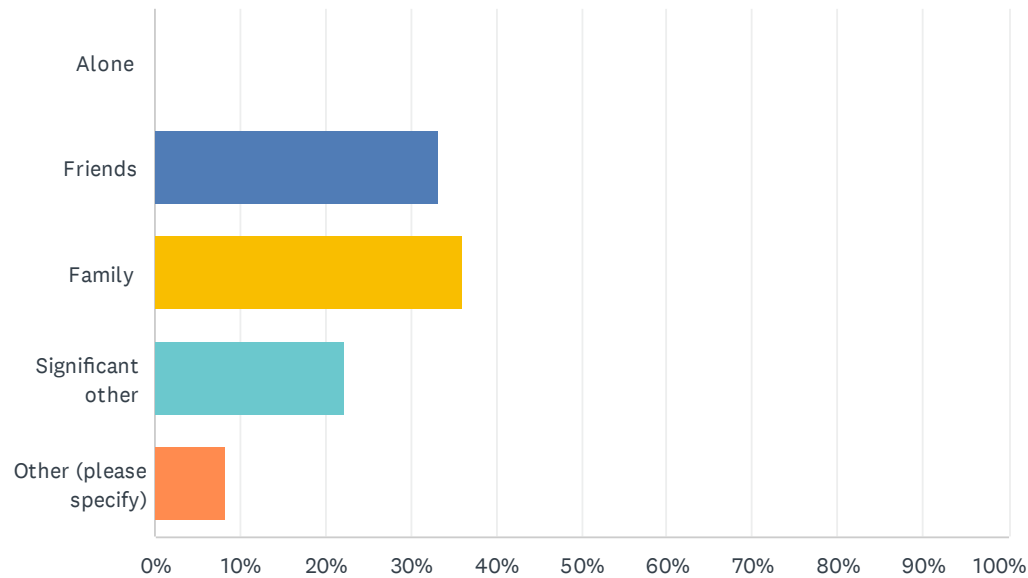
4.5★
average rating



	1	2	3	4	5	TOTAL	WEIGHTED AVERAGE
☆	0.00% 0	2.78% 1	16.67% 6	8.33% 3	72.22% 26	36	4.50

Q6 Who did you attend these events with?

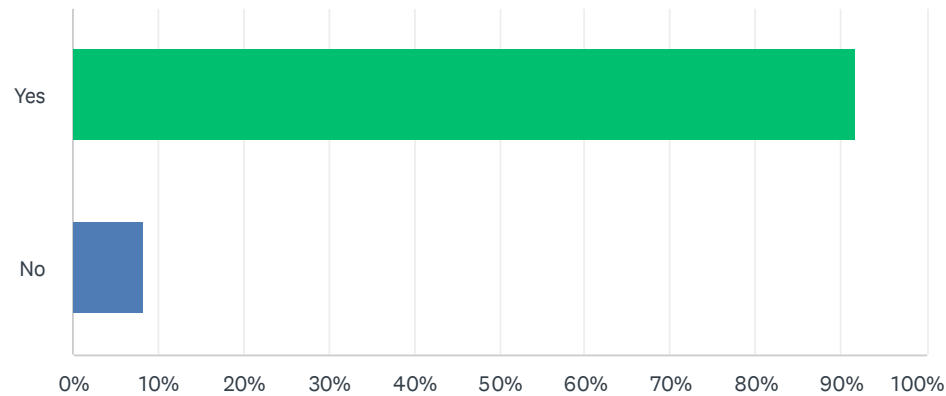
Answered: 36 Skipped: 10



ANSWER CHOICES	RESPONSES	
Alone	0.00%	0
Friends	33.33%	12
Family	36.11%	13
Significant other	22.22%	8
Other (please specify)	8.33%	3
TOTAL		36

Q7 Did you also grab a bite to eat or a drink?

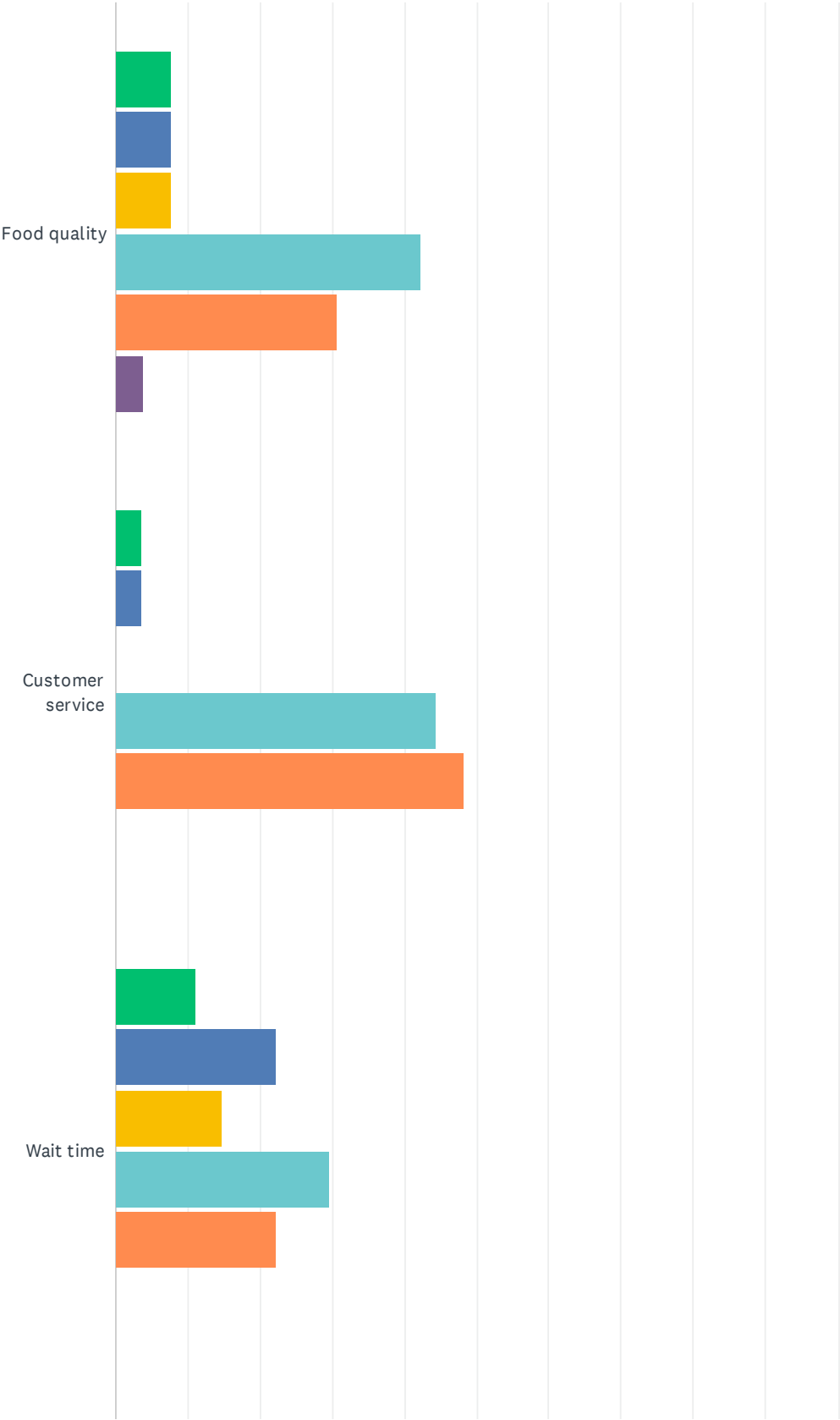
Answered: 36 Skipped: 10



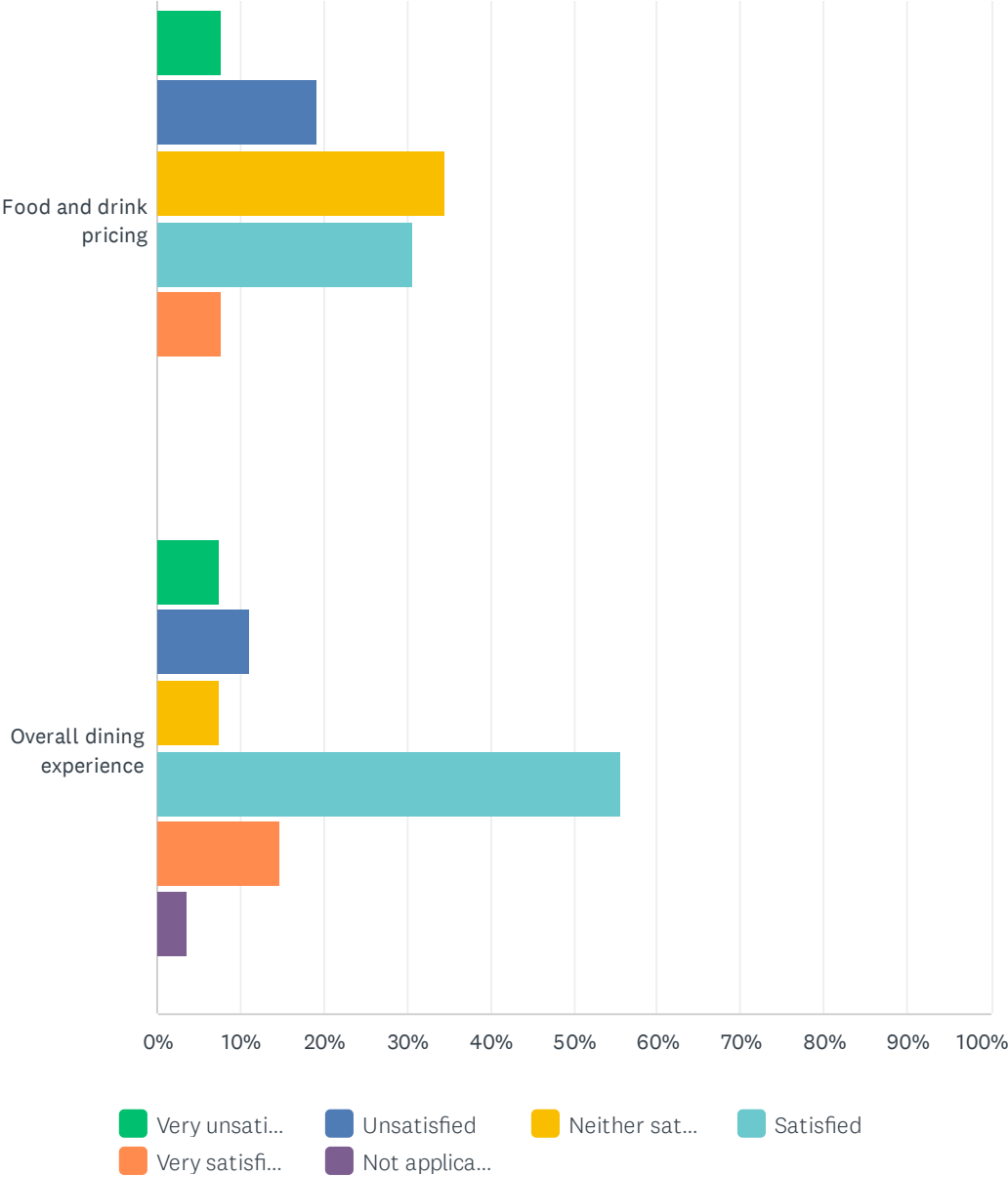
ANSWER CHOICES	RESPONSES	
Yes	91.67%	33
No	8.33%	3
TOTAL		36

Q8 If yes, how would you rate the following?

Answered: 27 Skipped: 19



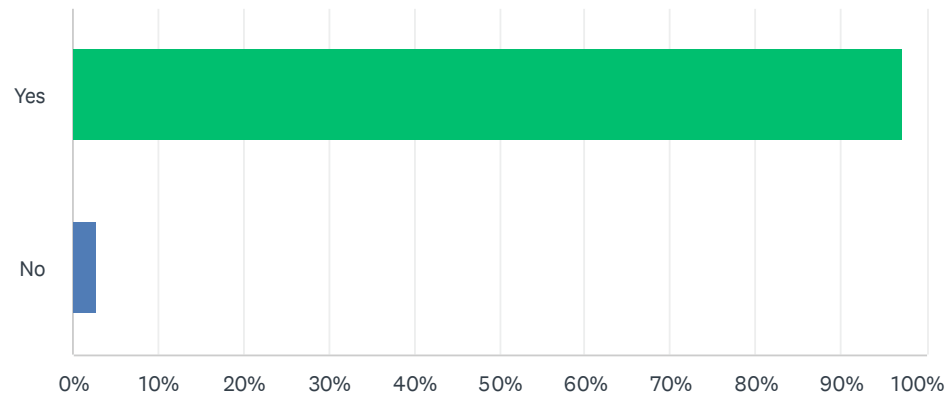
Summer Music Series Post-Events Survey | 2025



	VERY UNSATISFIED	UNSATISFIED	NEITHER SATISFIED NOR UNSATISFIED	SATISFIED	VERY SATISFIED	NOT APPLICABLE	TOTAL
Food quality	7.69% 2	7.69% 2	7.69% 2	42.31% 11	30.77% 8	3.85% 1	26
Customer service	3.70% 1	3.70% 1	0.00% 0	44.44% 12	48.15% 13	0.00% 0	27
Wait time	11.11% 3	22.22% 6	14.81% 4	29.63% 8	22.22% 6	0.00% 0	27
Food and drink pricing	7.69% 2	19.23% 5	34.62% 9	30.77% 8	7.69% 2	0.00% 0	26
Overall dining experience	7.41% 2	11.11% 3	7.41% 2	55.56% 15	14.81% 4	3.70% 1	27

Q9 Are you a Tahoe Donner member

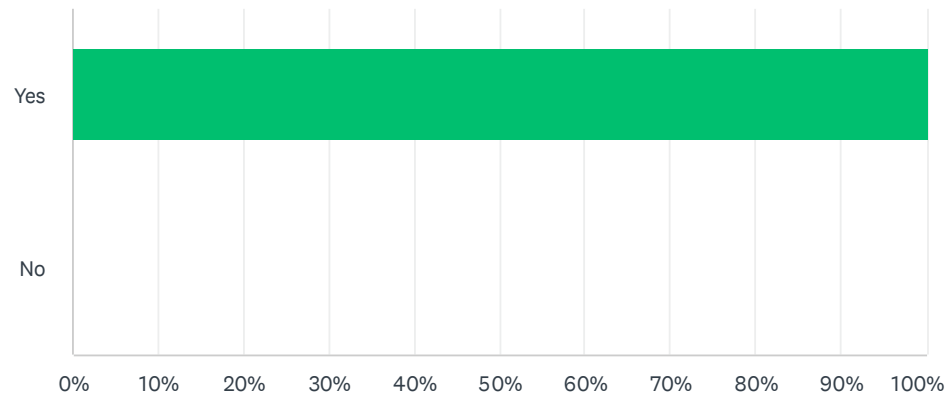
Answered: 36 Skipped: 10



ANSWER CHOICES	RESPONSES	
Yes	97.22%	35
No	2.78%	1
TOTAL		36

Q10 Have these events added value to you as a Tahoe Donner member?

Answered: 15 Skipped: 31



ANSWER CHOICES		RESPONSES	
Yes		100.00%	15
No		0.00%	0
TOTAL			15

Q11 Is there anything else you'd like to share about the event? How do you think it can be improved?

Answered: 24 Skipped: 22