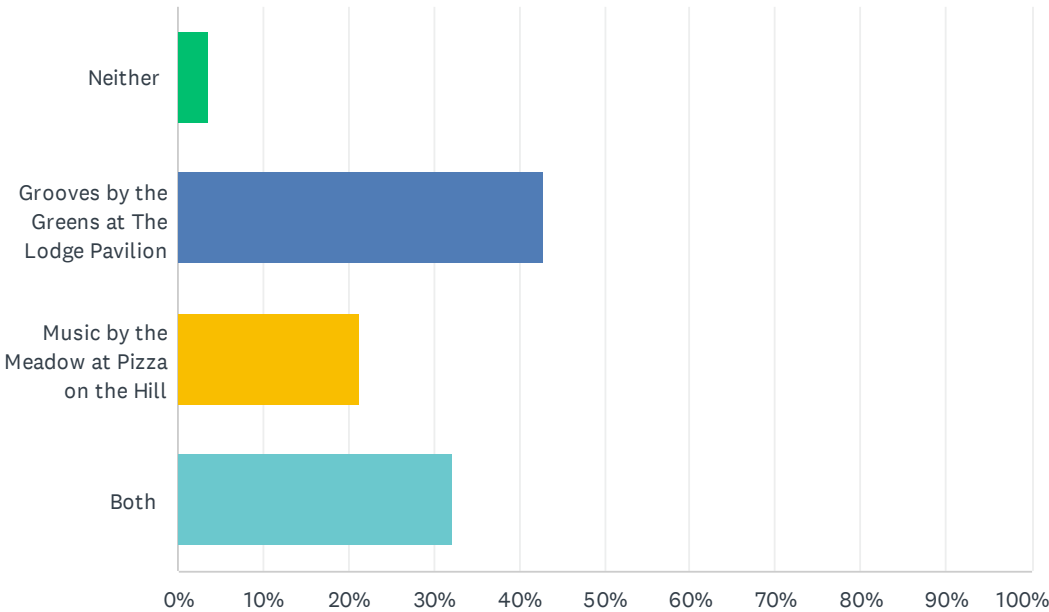


Q1 Which free weekly music event(s) did you attend this summer?

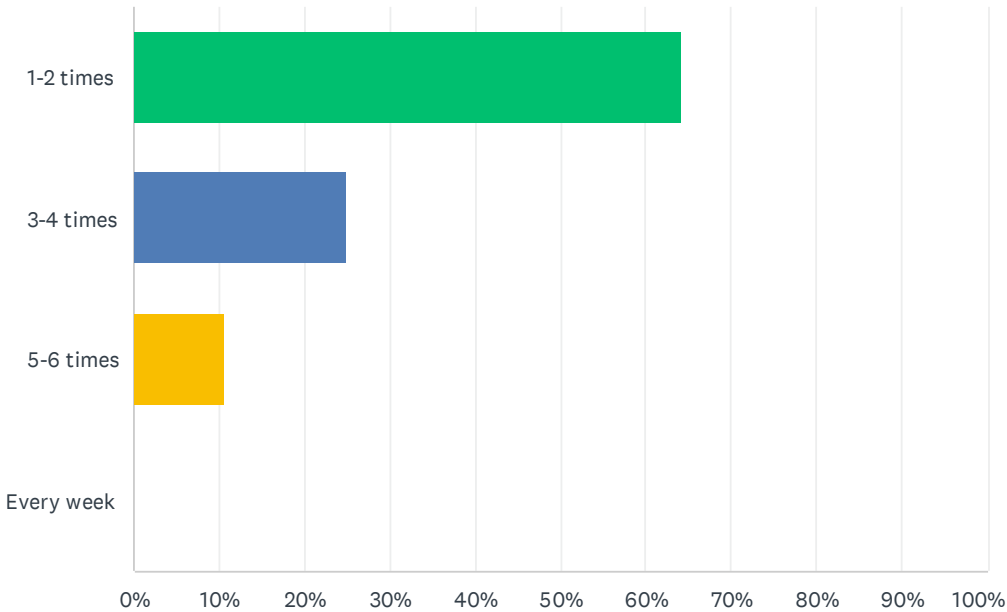
Answered: 28    Skipped: 0



ANSWER CHOICES	RESPONSES	
Neither	3.57%	1
Grooves by the Greens at The Lodge Pavilion	42.86%	12
Music by the Meadow at Pizza on the Hill	21.43%	6
Both	32.14%	9
TOTAL		28

Q2 How many times did you attend either event?

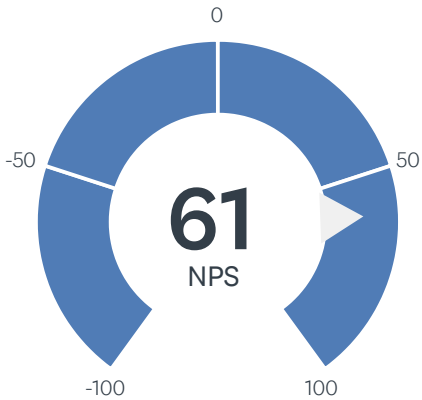
Answered: 28 Skipped: 0



ANSWER CHOICES	RESPONSES	
1-2 times	64.29%	18
3-4 times	25.00%	7
5-6 times	10.71%	3
Every week	0.00%	0
TOTAL		28

Q3 How likely is it that you would recommend the free Tahoe Donner music events to a friend or colleague?

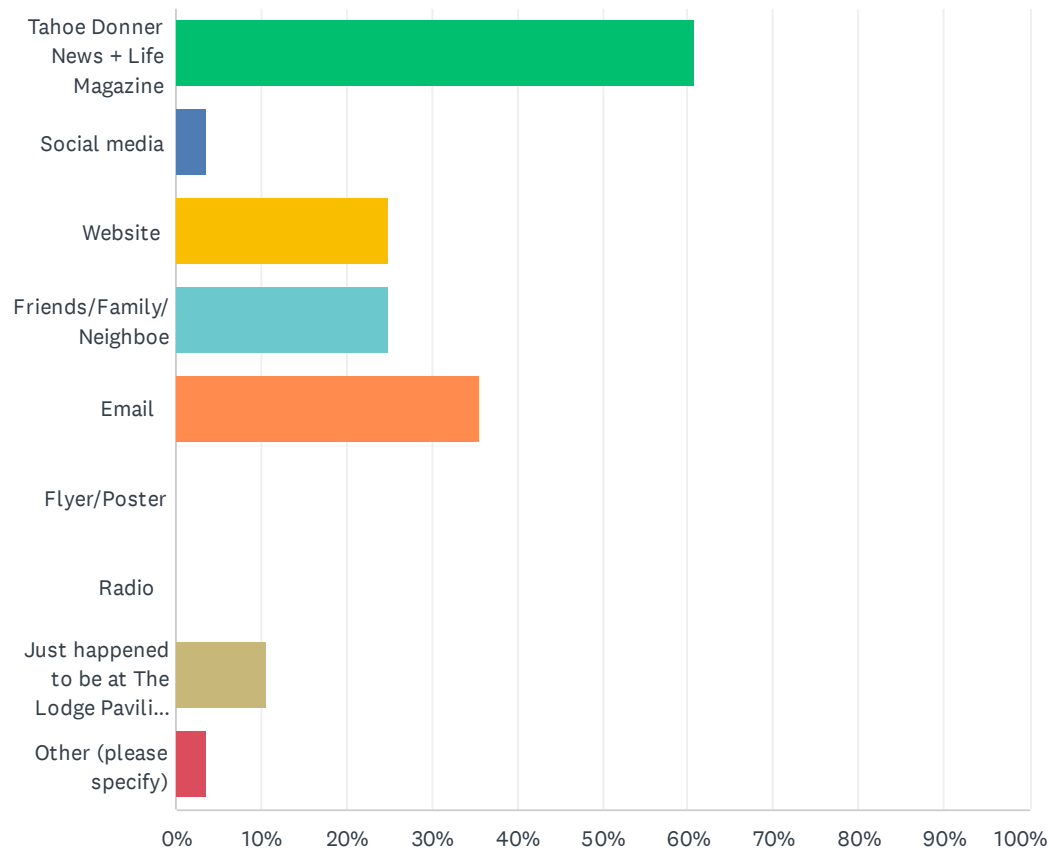
Answered: 28    Skipped: 0



DETRACTORS (0-6)	PASSIVES (7-8)	PROMOTERS (9-10)	NET PROMOTER® SCORE
11% 3	18% 5	71% 20	61

Q4 How did you hear about these events?

Answered: 28    Skipped: 0



ANSWER CHOICES	RESPONSES	
Tahoe Donner News + Life Magazine	60.71%	17
Social media	3.57%	1
Website	25.00%	7
Friends/Family/Neighboe	25.00%	7
Email	35.71%	10
Flyer/Poster	0.00%	0
Radio	0.00%	0
Just happened to be at The Lodge Pavilion or Pizza on the Hill	10.71%	3
Other (please specify)	3.57%	1
Total Respondents: 28		

Q5 How would you rate your overall experience?

Answered: 28    Skipped: 0

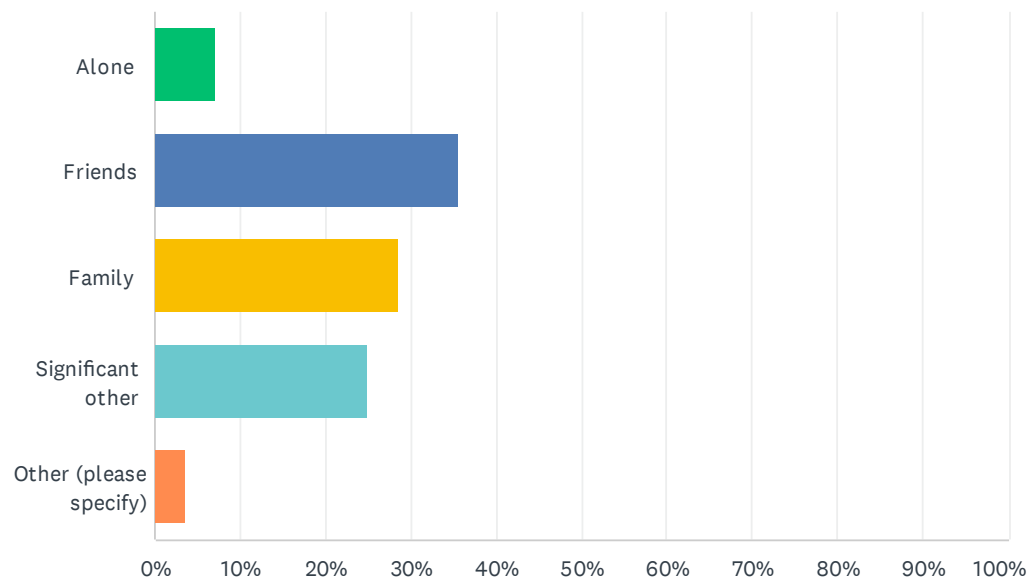
4.4★  
average rating



	1	2	3	4	5	TOTAL	WEIGHTED AVERAGE
☆	10.71% 3	0.00% 0	0.00% 0	21.43% 6	67.86% 19	28	4.36

Q6 Who did you attend these events with?

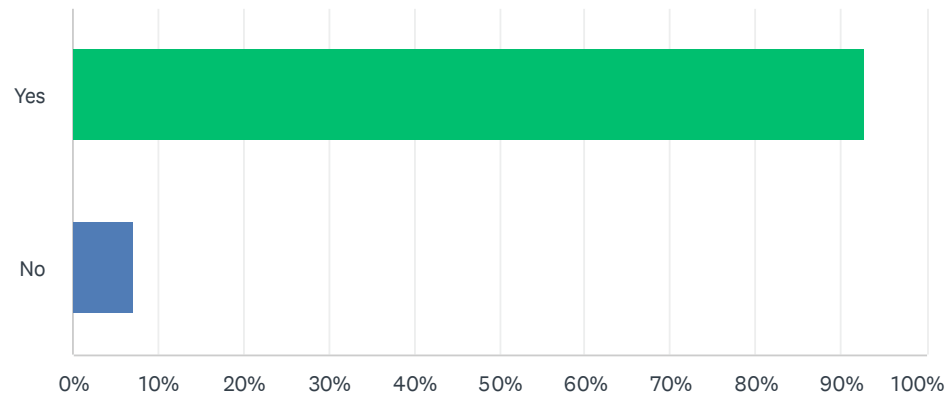
Answered: 28    Skipped: 0



ANSWER CHOICES	RESPONSES	
Alone	7.14%	2
Friends	35.71%	10
Family	28.57%	8
Significant other	25.00%	7
Other (please specify)	3.57%	1
TOTAL		28

Q7 Did you also grab a bite to eat or a drink?

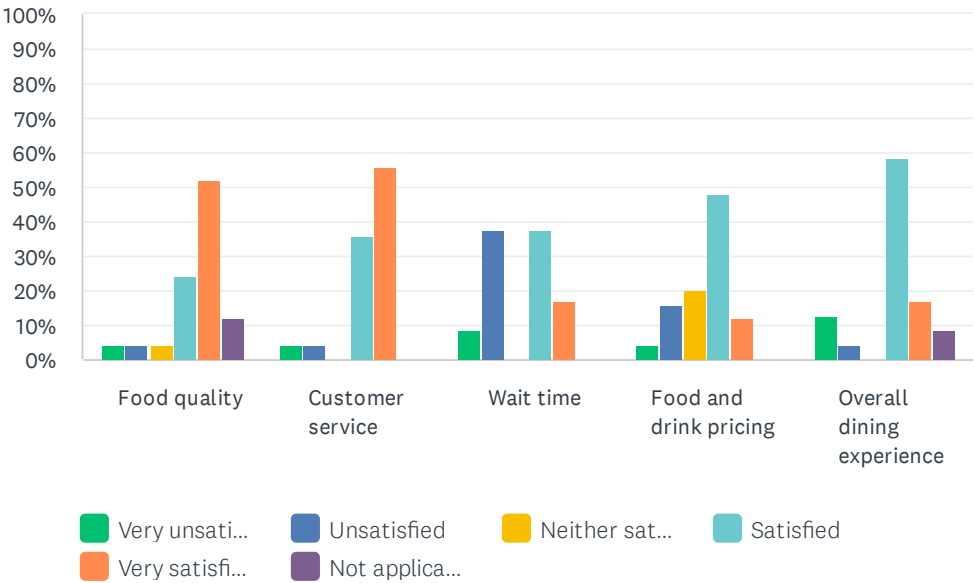
Answered: 28    Skipped: 0



ANSWER CHOICES	RESPONSES	
Yes	92.86%	26
No	7.14%	2
TOTAL		28

Q8 If yes, how would you rate the following?

Answered: 25    Skipped: 3

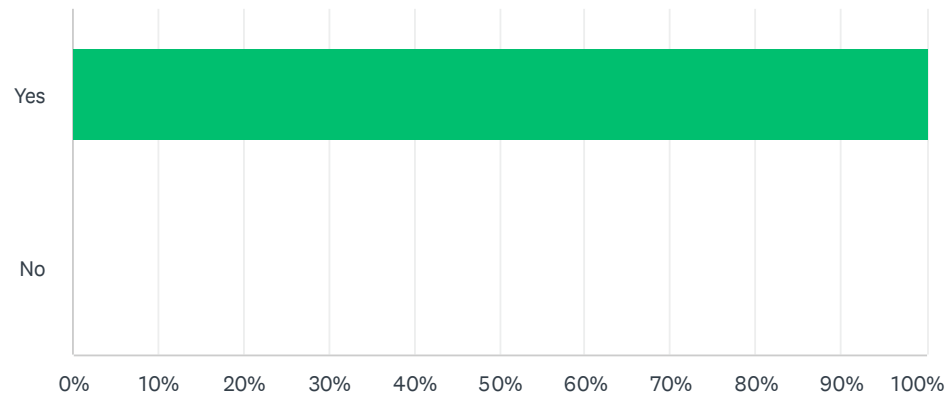


	VERY UNSATISFIED	UNSATISFIED	NEITHER SATISFIED NOR UNSATISFIED	SATISFIED	VERY SATISFIED	NOT APPLICABLE	TOTAL
Food quality	4.00% 1	4.00% 1	4.00% 1	24.00% 6	52.00% 13	12.00% 3	25
Customer service	4.00% 1	4.00% 1	0.00% 0	36.00% 9	56.00% 14	0.00% 0	25
Wait time	8.33% 2	37.50% 9	0.00% 0	37.50% 9	16.67% 4	0.00% 0	24
Food and drink pricing	4.00% 1	16.00% 4	20.00% 5	48.00% 12	12.00% 3	0.00% 0	25
Overall dining experience	12.50% 3	4.17% 1	0.00% 0	58.33% 14	16.67% 4	8.33% 2	24



Q9 Are you a Tahoe Donner member

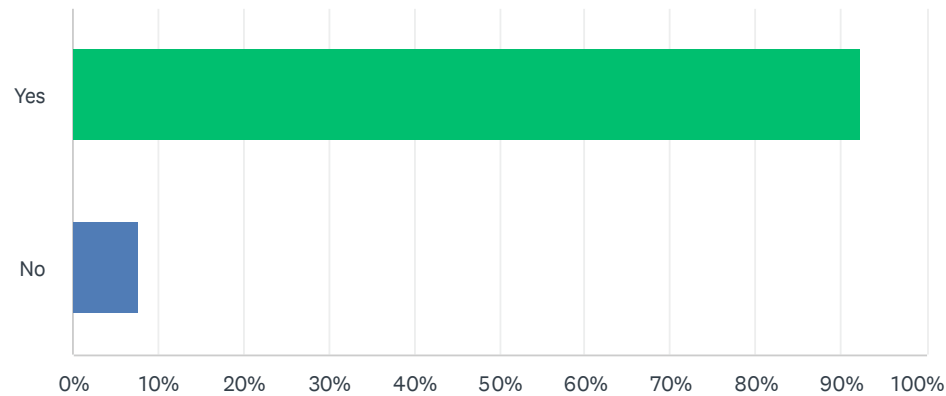
Answered: 26    Skipped: 2



ANSWER CHOICES	RESPONSES	
Yes	100.00%	26
No	0.00%	0
TOTAL		26

Q10 Have these events added value to you as a Tahoe Donner member?

Answered: 26    Skipped: 2



ANSWER CHOICES	RESPONSES	
Yes	92.31%	24
No	7.69%	2
TOTAL		26

Q11 Is there anything else you'd like to share about the event? How do you think it can be improved?

Answered: 19   Skipped: 9