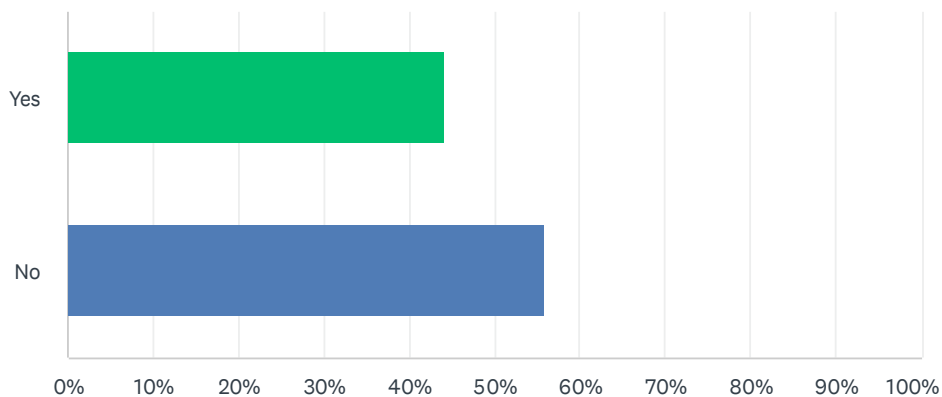


# Q1 Was this the first time you attended the Fall Festival?

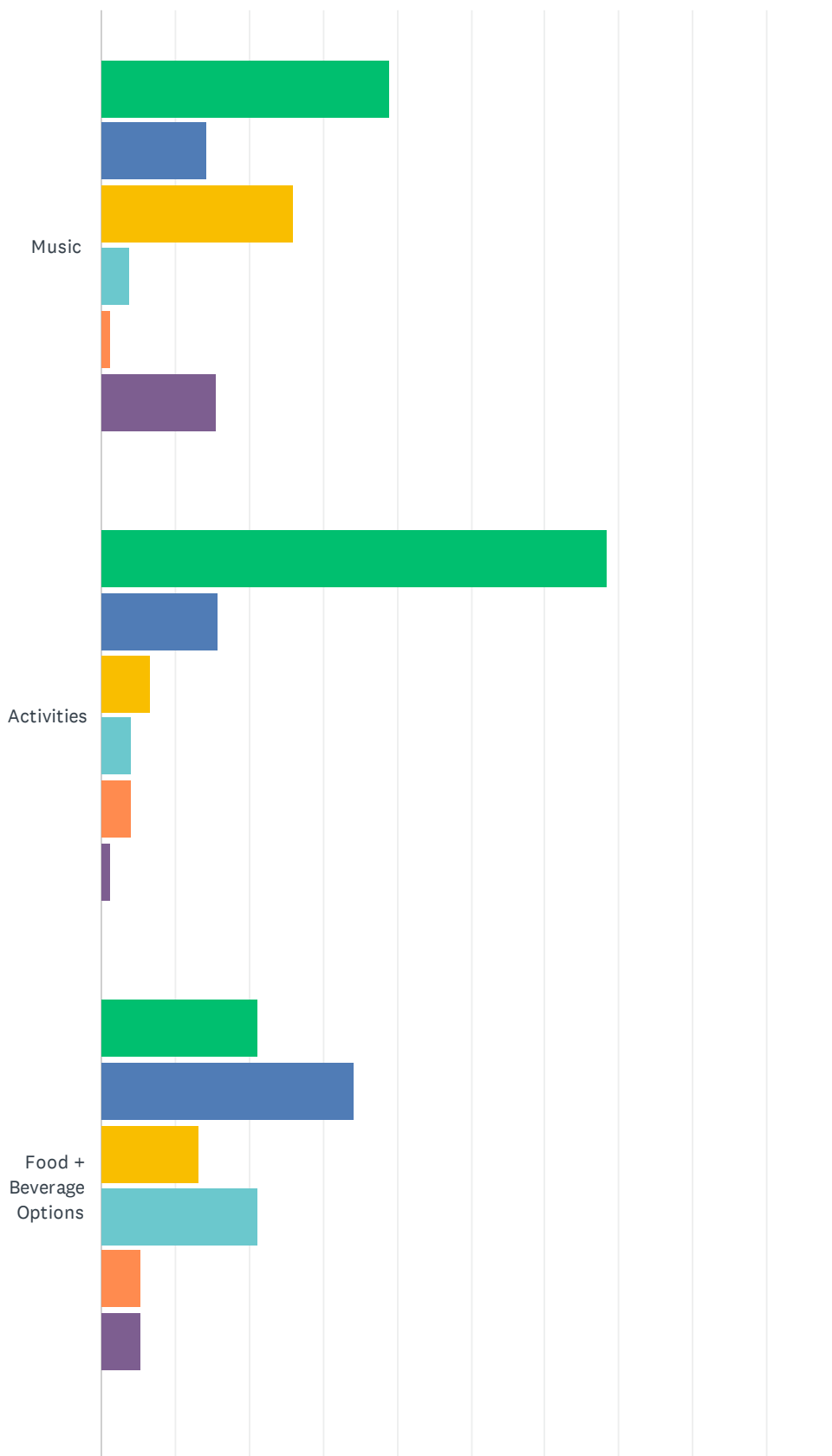
Answered: 77 Skipped: 0



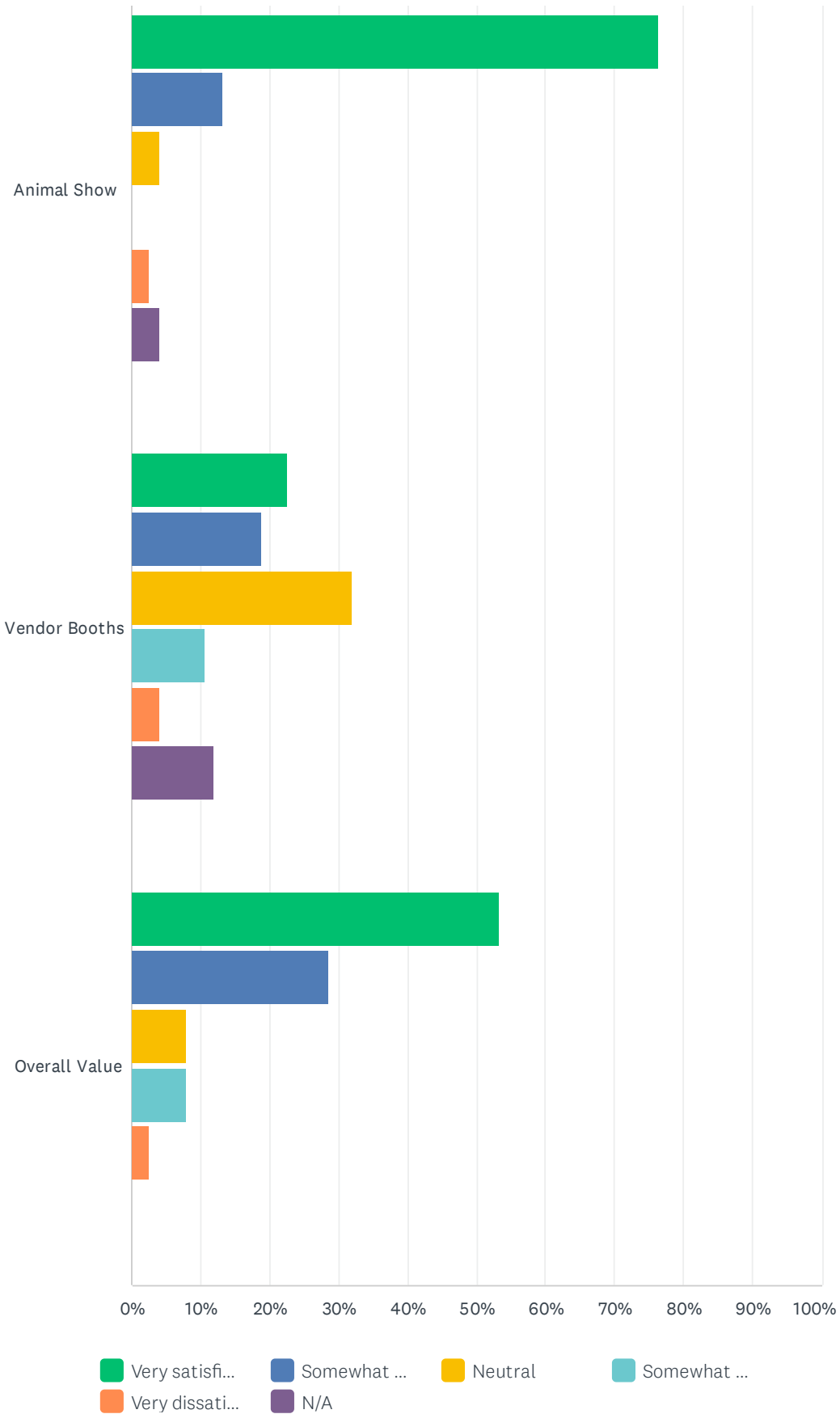
ANSWER CHOICES	RESPONSES	
Yes	44.16%	34
No	55.84%	43
TOTAL		77

## Q2 Please rate the following aspects of the 2025 Fall Festival:

Answered: 77 Skipped: 0



# 2025 Fall Festival Post-Event Survey

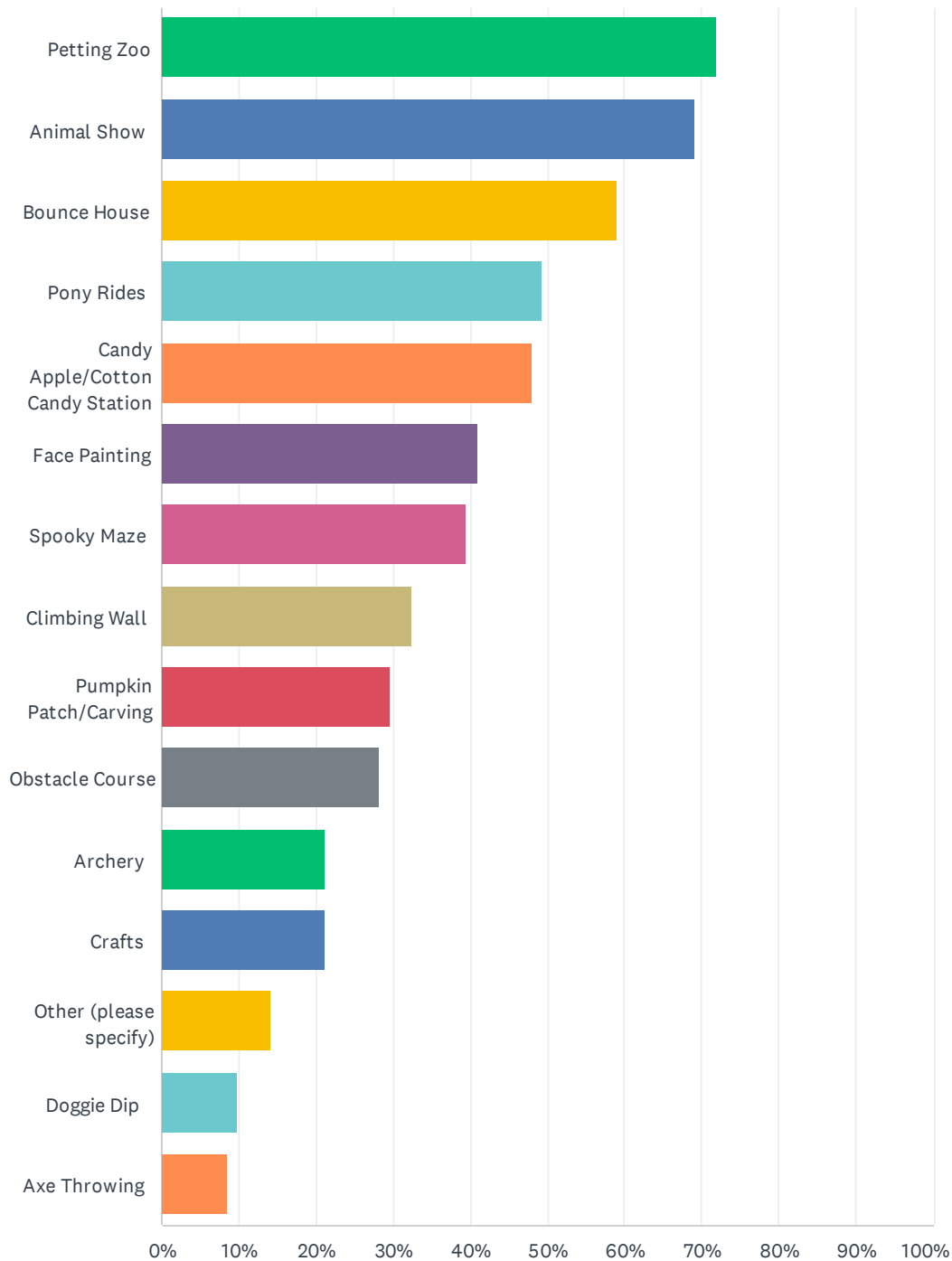


2025 Fall Festival Post-Event Survey

	VERY SATISFIED	SOMEWHAT SATISFIED	NEUTRAL	SOMEWHAT DISSATISFIED	VERY DISSATISFIED	N/A	TOTAL	WEIGHTED AVERAGE
Music	38.96% 30	14.29% 11	25.97% 20	3.90% 3	1.30% 1	15.58% 12	77	1.98
Activities	68.42% 52	15.79% 12	6.58% 5	3.95% 3	3.95% 3	1.32% 1	76	1.57
Food + Beverage Options	21.05% 16	34.21% 26	13.16% 10	21.05% 16	5.26% 4	5.26% 4	76	2.53
Animal Show	76.32% 58	13.16% 10	3.95% 3	0.00% 0	2.63% 2	3.95% 3	76	1.33
Vendor Booths	22.67% 17	18.67% 14	32.00% 24	10.67% 8	4.00% 3	12.00% 9	75	2.48
Overall Value	53.25% 41	28.57% 22	7.79% 6	7.79% 6	2.60% 2	0.00% 0	77	1.78

### Q3 If you accompanied a child, and they participated in children's activities, what were their favorite activities? Select all that apply.

Answered: 71 Skipped: 6

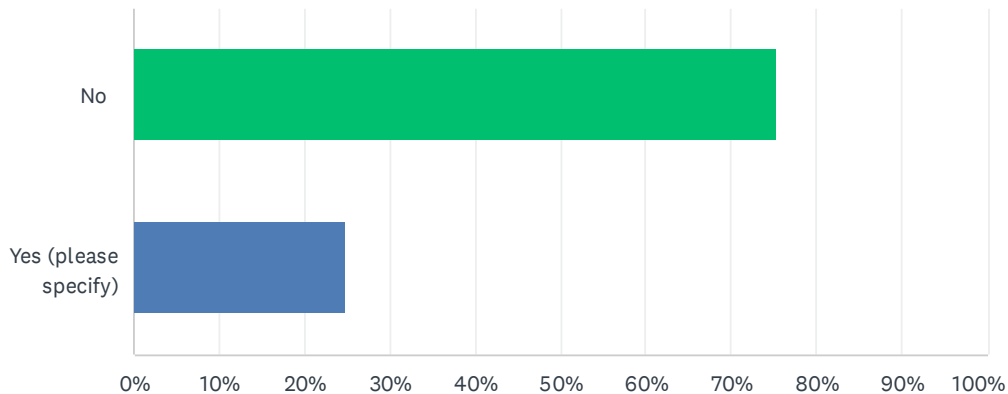


## 2025 Fall Festival Post-Event Survey

ANSWER CHOICES	RESPONSES	
Petting Zoo	71.83%	51
Animal Show	69.01%	49
Bounce House	59.15%	42
Pony Rides	49.30%	35
Candy Apple/Cotton Candy Station	47.89%	34
Face Painting	40.85%	29
Spooky Maze	39.44%	28
Climbing Wall	32.39%	23
Pumpkin Patch/Carving	29.58%	21
Obstacle Course	28.17%	20
Archery	21.13%	15
Crafts	21.13%	15
Other (please specify)	14.08%	10
Doggie Dip	9.86%	7
Axe Throwing	8.45%	6
Total Respondents: 71		

### Q4 Did you make a purchase from one or more of the vendor booths? If so, what did you purchase?

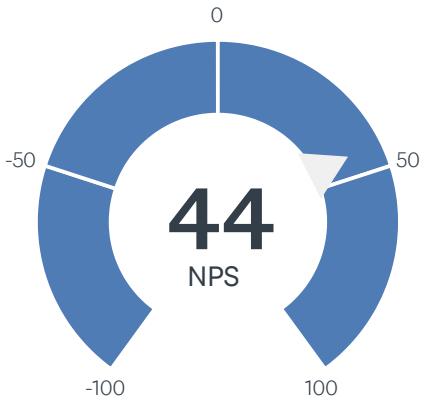
Answered: 77 Skipped: 0



ANSWER CHOICES	RESPONSES	
No	75.32%	58
Yes (please specify)	24.68%	19
TOTAL		77

# Q5 How likely is it that you would recommend the Fall Festival to a friend or colleague?

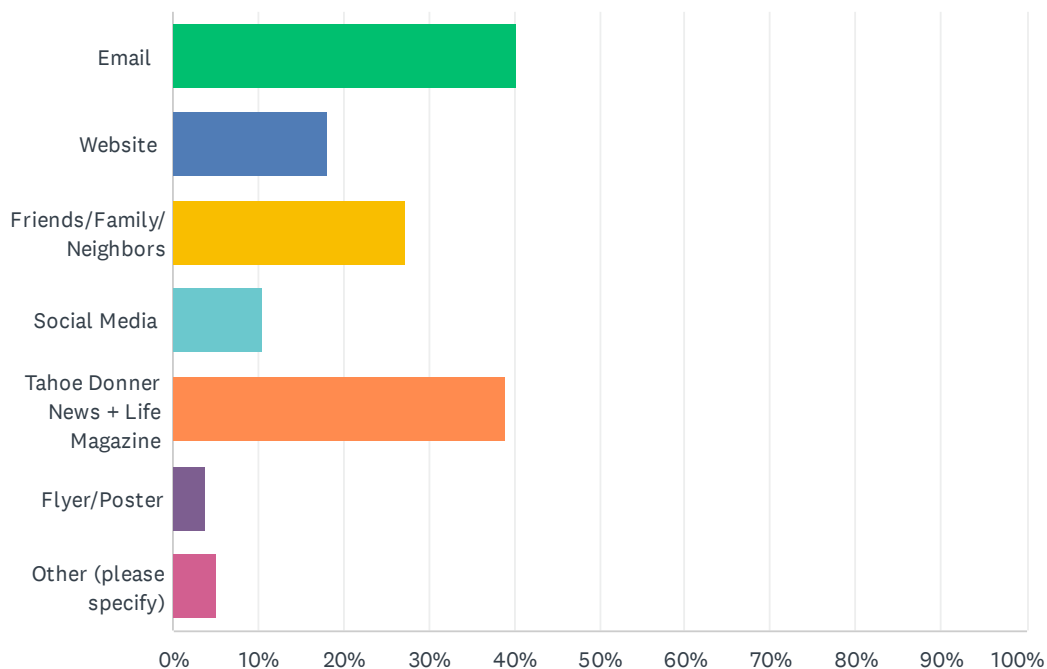
Answered: 77 Skipped: 0



DETRACTORS (0-6)	PASSIVES (7-8)	PROMOTERS (9-10)	NET PROMOTER® SCORE
11.69% 9	32.47% 25	55.84% 43	44

## Q6 How did you hear about the Fall Festival? (check all that apply)

Answered: 77 Skipped: 0



ANSWER CHOICES	RESPONSES	
Email	40.26%	31
Website	18.18%	14
Friends/Family/Neighbors	27.27%	21
Social Media	10.39%	8
Tahoe Donner News + Life Magazine	38.96%	30
Flyer/Poster	3.90%	3
Other (please specify)	5.19%	4
Total Respondents: 77		

## Q7 How would you rate your overall experience at the event?

Answered: 77 Skipped: 0

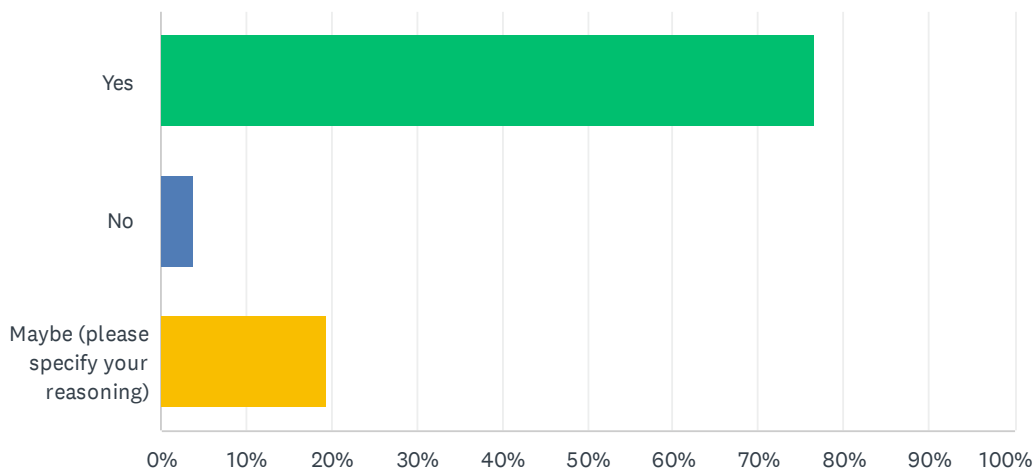
**4.4**★  
average rating



	1	2	3	4	5	TOTAL	WEIGHTED AVERAGE
☆	1.30% 1	2.60% 2	9.09% 7	32.47% 25	54.55% 42	77	4.36

## Q8 Would you attend next year's Fall Festival?

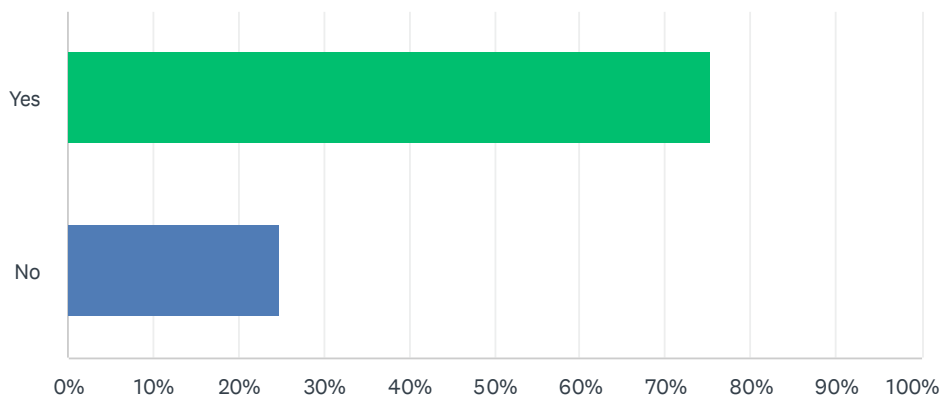
Answered: 77 Skipped: 0



ANSWER CHOICES	RESPONSES	
Yes	76.62%	59
No	3.90%	3
Maybe (please specify your reasoning)	19.48%	15
<b>TOTAL</b>		<b>77</b>

### Q9 Are you a Tahoe Donner member?

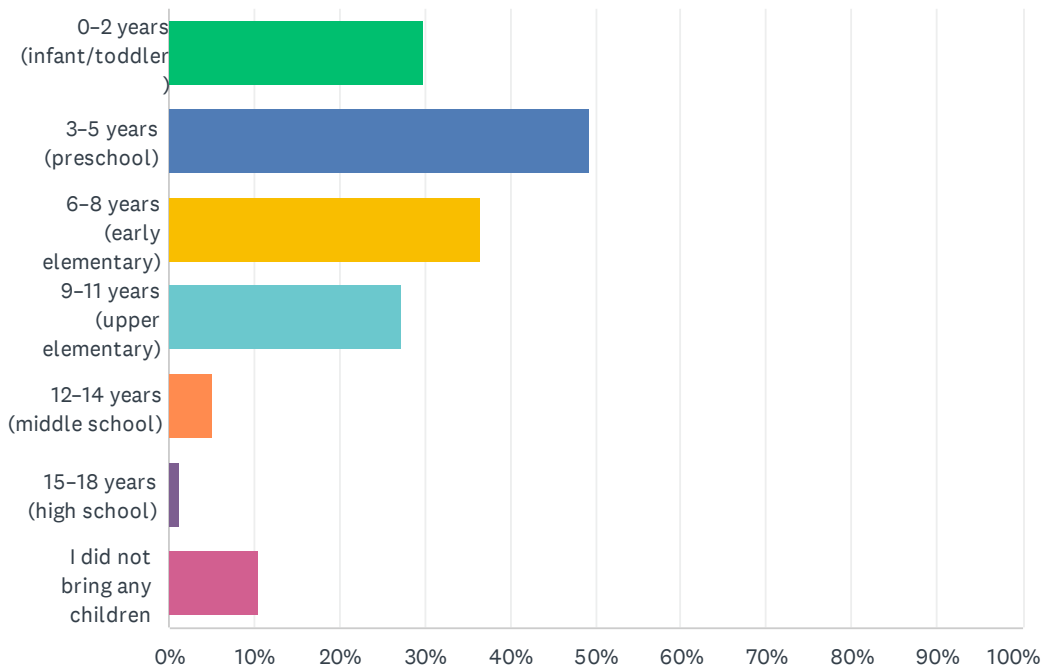
Answered: 77 Skipped: 0



ANSWER CHOICES	RESPONSES	
Yes	75.32%	58
No	24.68%	19
TOTAL		77

### Q10 What ages were the children you brought to the event?(Select all that apply)

Answered: 77 Skipped: 0



ANSWER CHOICES	RESPONSES	
0-2 years (infant/toddler)	29.87%	23
3-5 years (preschool)	49.35%	38
6-8 years (early elementary)	36.36%	28
9-11 years (upper elementary)	27.27%	21
12-14 years (middle school)	5.19%	4
15-18 years (high school)	1.30%	1
I did not bring any children	10.39%	8
Total Respondents: 77		

**Q11 Is there anything else you'd like to share about the Fall Festival? How do you think it can be improved?**

Answered: 45 Skipped: 32