


CHAIRLIFT SAFETY

WHEN LOADING

 If you have not used a chairlift before, ask the attendant for assistance

 Remove pole straps from wrists until unloaded

 Check for loose clothing

 Look out-side of chairlift when loading

WHEN RIDING

 Lower the restraint bar and hold on


 Look forward and sit all the way back

 No horseplay

 Do not use phone during the ride

WHEN UNLOADING

 Raise the bar

 Keep ski tips up

 Stand up at the "Unload Here" sign

 Exit to the side of the unloading ramp

HELPFUL HINTS

Tahoe Donner Downhill Ski Resort specializes in teaching first timers and novices and is committed to being the best place for family fun and learning in the Tahoe region.

Listed below are some tips to help make your experience as enjoyable as possible.

- Go online to pre-purchase a group ski/snowboard lesson package (includes lift ticket, lesson and optional rental equipment) for a faster, more efficient check-in process. Lessons do fill up, so make sure to **schedule lessons well in advance** of your visit.
- Dress in warm clothes and in layers that can be added or removed as needed. Weather and temperatures can change rapidly.
- When you arrive, take the courtesy shuttle bus from the parking lot to the ski lodge, or walk up the groomed trail as a warm up.
- Print out your pre-purchased tickets at the Express Lift Ticket Pickup Boxes, located at the shuttle bus drop off and inside the main entry. Day-of tickets and can be purchased at Guest Services.
- For **Kids Group Lessons** (ages 3-12), check-in is available 30 minutes prior to your lesson start time. Check in with Guest Services, where your child will enter the Ski School via the Rental Shop.
- For **Private Lessons** and **Adult Lessons** (ages 13+), plan to be at the "Instructor Meet Up" sign 10 minutes before your lesson starts. If rental equipment is needed, arrive at least one hour before your lesson (two hours on weekends and holidays) to ensure enough time to be properly fitted and ready before instruction begins.
- Ask questions! Our staff is here to help and will do everything possible to make your day on the slopes a memorable one.

For additional information, visit tahoedonner.com.

TAKE A LESSON

To get the most out of your downhill skiing or riding experience, invest in one of our fun, informative lessons. You'll develop new skills, build confidence and meet new people along the way. For anyone who wants to improve – from beginners through advanced skiers and riders – we suggest trying a private lesson.

Note: For Private lessons and adult (ages 13+) group lessons, plan to meet at the "Instructor Meetup" sign 10 minutes before your lesson starts. For child (ages 3-12) group lessons, check in with Guest Services before entering the Ski School via the Rental Shop.



RESPONSIBILITY CODE

Be safety conscious whenever you decide to enjoy the slopes; always show courtesy to others and be aware that there are inherent risks in snowsports that common sense and personal awareness can help reduce. Observe the responsibility code to improve everyone's experience.

- Always stay in control. You must be able to stop or avoid people or objects.
- People ahead or downhill of you have the right-of-way. You must avoid them.
- Stop only where you are visible from above and do not restrict traffic.
- Look uphill and avoid others before starting downhill or entering a trail.
- You must prevent runaway equipment.
- Read and obey all signs, warnings, and hazard markings.
- Keep off closed trails and out of closed areas.
- You must know how and be able to load, ride and unload lifts safely. If you need assistance, ask the lift attendant.
- Do not use lifts or terrain when impaired by alcohol or drugs.
- If you are involved in a collision or incident, share your contact information with each other and a ski area employee.

Winter sports involve risk of serious injury or death. Your knowledge, decisions and actions contribute to your safety and that of others. If you need help understanding the Code, please ask any ski area employee.

KNOW THE CODE. IT'S YOUR RESPONSIBILITY.

Officially endorsed by the
NATIONAL SKI AREAS ASSOCIATION




SAFETY AWARENESS ON THE SLOPES

Obey All Posted Signs and Warnings

Skiers and riders must observe and heed signs and warnings.

Terrain Symbols and the Easiest Way Down

A green circle, blue square or black diamond trail designation on Tahoe Donner downhill ski trails are relative only to Tahoe Donner's downhill ski trails rating. When skiing at Tahoe Donner, or any other ski area, start with the easiest terrain and work your way up depending on your ability level as you become familiar with the terrain. The easiest way down is .

Terrain Parks

Freestyle Terrain Areas are designated with an orange oval and may contain jumps, hits, ramps, banks, fun boxes, jibs, rails, half pipes, quarter pipes, snowcross bump terrain or other constructed or natural terrain features.

You are responsible for familiarizing yourself with freestyle terrain and obeying all instructions, warnings and signs. Freestyle skills require maintaining control on the ground and in the air. Use of freestyle terrain exposes you to the risk of serious injury or death. Inverted aerials are not recommended. You assume the risk.

Freestyle terrain has designations by size of features. Start small in our Mini Size Terrain Park and work your way up to the Bite Size Terrain Park. Designations are relative to this ski area.

Slow Zones

Certain areas are designated as slow zones. Please observe the posted slow zone areas by maintaining a speed no faster than the general flow of traffic. Fast and aggressive skiing and riding will not be tolerated.

Our staff is on the lookout for skiers and riders traveling too fast or displaying reckless behavior. A verbal warning will be given to correct fast and reckless issues; skiing and riding privileges may be suspended or revoked. #RideAnotherDay

Over-Snow Vehicles and Snowmaking Equipment May be in Use
CAUTION: Look out for parked or moving (uphill or downhill) over-snow vehicles including, but not limited to, snowmobiles and snow groomers. Stay clear of them at all times. Snowmaking equipment and components may be in use while the ski area is open.



Snow Suffocation and Immersion Hazard and Tree Well Safety Warnings

Snow suffocation or immersion can occur in tree wells or deep snow. Tree wells are depression areas around the base of trees and pockets that can be hidden by branches and snow. Skiers and riders can fall into these wells or deep areas of snow and die. Always ski with a buddy and stay within sight so that you can help them dig or pull each other out of deep snow.



Closed Areas and Ski Area Boundary

Do not ski into "CLOSED" areas or beyond ski area boundaries; you may be prosecuted (CC 602.(r)) or held liable for the cost of search and rescue efforts.

The ski area assumes no responsibility for skiers or riders going beyond the ski area boundary. Areas beyond the ski area boundary are not patrolled or maintained. Unmarked obstacles and other natural hazards exist.

Out-of-bounds areas are exactly that – out of bounds. Riding or skiing out of bounds can result in loss of pass or ticket, possible arrest by the Truckee Police Department and possible fines.

Uphill Ski Policy

There is no uphill skiing allowed at the Tahoe Donner Downhill Ski Resort unless prior authorization is provided in writing by ski resort management for specific events or access.

WARNING: Participation in skiing, snowboarding and other winter recreational activities are hazardous activities with numerous inherent and other dangers and risks that may result in injury, death or property damage. Such dangers and risks may include but are not limited to changing snow and weather conditions, use of equipment and collisions or encounters with other persons, animals, equipment such as snowmobiles, snow grooming, and snowmaking equipment and their components, and vehicles; natural and manmade obstacles and hazards (padded or not), whether they are obvious or not, as well as terrain parks and features. Trail conditions vary constantly because of weather changes and ski/snowboard use. You assume the risks of personal injury and death related to participation in recreational activities within this ski area.

DISCOVER WHY TDXC HAS BEEN A FAVORITE FOR 40 YEARS

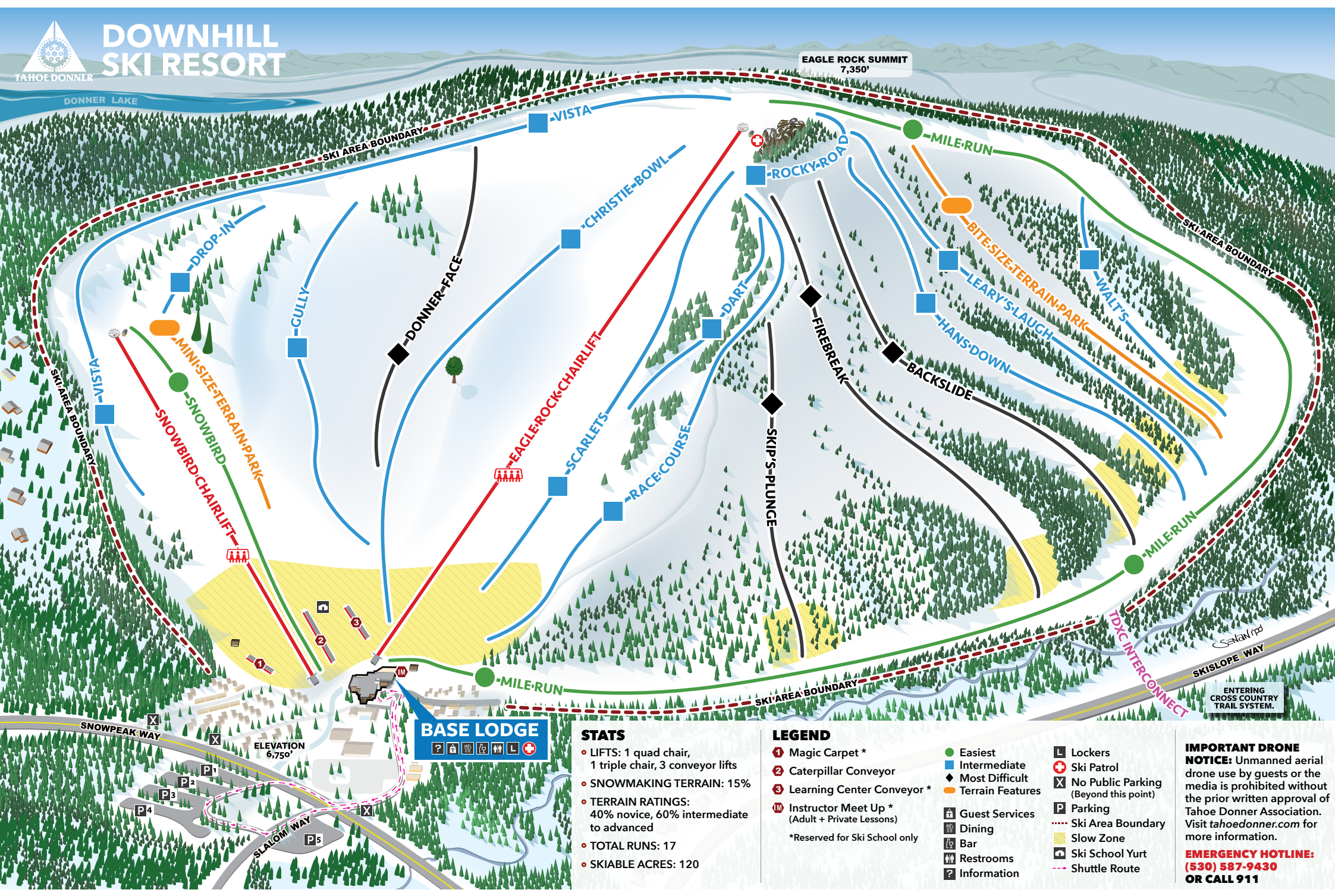
TAHOE DONNER 40TH ANNIVERSARY SINCE 1980 CROSS COUNTRY

PROGRAMS FOR ALL LEVELS AT TAHOEDONNER.COM/XC

ORTHOPEDICS SPORTS MEDICINE

TAHOE FOREST HEALTH SYSTEM

TFHD.com/orthopedics



TAHOE DONNER

DOWNHILL SKI RESORT TRAIL MAP

DOWNHILL SKI RESORT

(530) 587-9444
tahoedonner.com/downhill
skireservations@tahoedonner.com
11603 Slalom Way, Truckee, CA 96161

HOURS OF OPERATION

CONDITIONS PERMITTING
LIFT OPERATIONS: 9AM-4PM
GUEST SERVICES: 8AM-4:15PM
RENTAL SHOP: 8AM-4:30PM
PARKING SHUTTLE: 8AM-4:45PM
DINING: 8AM-3PM
BAR: 11AM-5PM

TAHOEDONNER.COM

 In case of an incident, medical emergency or lost persons:
CALL SKI PATROL AT (530) 587-9430
OR CALL 911